










# Percent Equities Bettering Gld

Source: WH 400

							
4/4/25 to 7/2/25	4/4/25 to 10/3/25	4/4/25 to 1/2/26	4/4/25 to 4/4/26	1/3/26 to 4/4/26	2/18/26 to 4/4/26	7/2/25 to 4/4/26	7/2/25 to 4/4/26
55%	36%	24%	20%	30%	26%	8%	66%
<b>90-days</b>	<b>180-days</b>	<b>270-days</b>	<b>365-days</b>	<b>90-days</b>	<b>45-days</b>	WH Higher, highs	WH Lower, lows
4/4/26		see: "Weekly Observer" for individual securities					
			 Gld Beaters				

