










# Percent Equities Bettering Gld

Source: WH 400

|   |   |   |   |   |   |   |   |
|---|---|---|---|---|---|---|---|
|  |  |  |                |  |  |  |  |
| 5/16/25 to 8/15/25  | 5/16/25 to 11/14/25   | 5/16/25 to 2/13/26  | 5/16/25 to 5/16/26  | 2/14/26 to 5/16/26  | 4/1/26 to 5/16/26   | 8/15/25 to 5/16/26  | 8/15/25 to 5/16/26  |
| 45%   | 13%   | 9%  | 17%   | 65%   | 50%   | 14%   | 32%   |
| <b>90-days</b>  | <b>180-days</b>   | <b>270-days</b>   | <b>365-days</b>   | <b>90-days</b>  | <b>45-days</b>  | WH Higher, highs  | WH Lower, lows  |
| 5/16/26   |   | see: "Weekly Observer" for individual securities                                  |   |   |   |   |   |
|   |   |   |  Gld Beaters |   |   |   |   |

