










Percent Equities Bettering Gld

Source: WH 400

							
5/23/25 to 8/22/25	5/23/25 to 11/21/25	5/23/25 to 2/20/26	5/23/25 to 5/23/26	2/21/26 to 5/23/26	4/8/26 to 5/23/26	8/22/25 to 5/23/26	8/22/25 to 5/23/26
73%	23%	13%	25%	75%	51%	16%	23%
90-days	180-days	270-days	365-days	90-days	45-days	WH Higher, highs	WH Lower, lows
5/23/26	see: "Weekly Observer" for individual securities						
				 Gld Beaters			

