

Trends

90-day Incremental Principal Trend in USD to 6/27/26 🌹

































































Read left to right: t(-4), t(-3), t(-2), t


■: positive change versus t(ref)


■: negative change versus t(ref)

"Move Proxy" Trend in USD to 6/28/26

WH Review	   	 	na
Charles Schwab schw	   	 	
CME Group Inc. cme	   	 	
Virtu Financial virt	   	 	
Direxion Daily 20-Year Treasury tmv	   	 	
Tradeweb Markets tw	   	 	
Intercontinental Exchange Inc. ice	   	 	
MarketAxess Holdings, Inc. mktx	   	 	
Simplify Interest Rate Hedge ET pfix	   	 	

Read left to right: t(-4), t(-3), t(-2), t

: positive change versus t(ref)

: negative change versus t(ref)