









Percent Equities Bettering Gld

Source: WH 400

							
6/13/25 to 9/12/25	6/13/25 to 12/12/25	6/13/25 to 3/13/26	6/13/25 to 6/13/26	3/14/26 to 6/13/26	4/29/26 to 6/13/26	9/12/25 to 6/13/26	9/12/25 to 6/13/26
50%	20%	8%	37%	90%	61%	36%	7%
90-days	180-days	270-days	365-days	90-days	45-days	WH Higher, highs	WH Lower, lows
6/13/26	see: "Weekly Observer" for individual securities						

