









# Percent Equities Bettering Algo

Source: WH 400

							
6/17/25 to 9/19/25	6/17/25 to 12/19/25	6/17/25 to 3/20/26	6/17/25 to 6/20/26	3/21/26 to 6/20/26	5/6/26 to 6/20/26	9/19/25 to 6/20/26	9/19/25 to 6/20/26
24%	11%	9%	17%	55%	55%	18%	33%
90-days	180-days	270-days	365-days	90-days	45-days	WH Higher, highs	WH Lower, lows
6/20/26	see: "Weekly Observer" for individual securities						

