









Percent Equities Bettering Algo

Source: WH 400

							
6/24/25 to 9/26/25	6/24/25 to 12/26/25	6/24/25 to 3/27/26	6/24/25 to 6/27/26	3/28/26 to 6/27/26	5/13/26 to 6/27/26	9/26/25 to 6/27/26	9/26/25 to 6/27/26
15%	6%	12%	20%	69%	68%	28%	18%
90-days	180-days	270-days	365-days	90-days	45-days	WH Higher, highs	WH Lower, lows
6/27/26	see: "Weekly Observer" for individual securities						

