


Observers' Edition

— not investment advice edition



space above for lease

Weekly Observer, algo


“I’m not interested in why it’s going up.
I’m interested in the fact that it is.”

- Peter Lynch

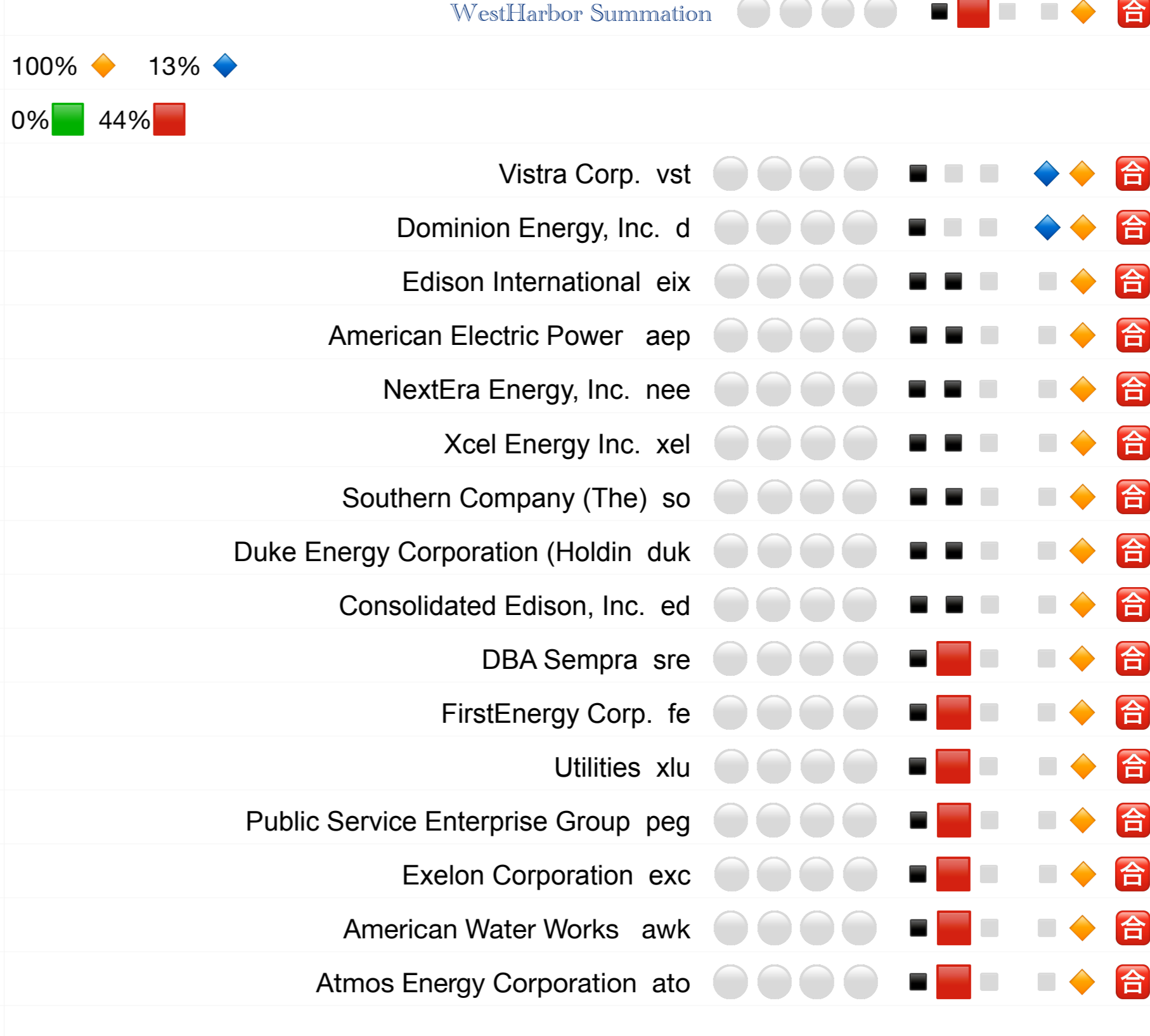
Overview



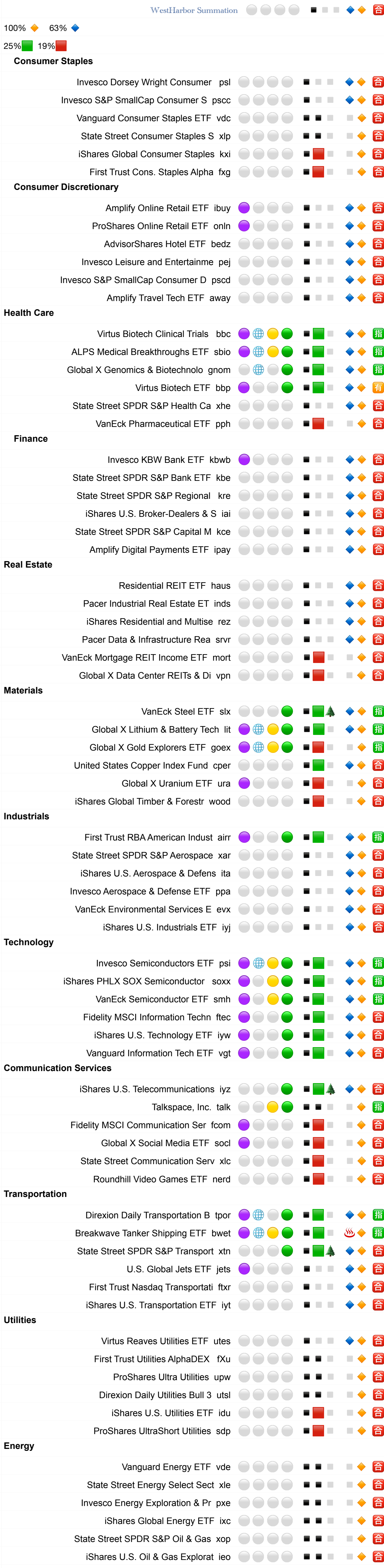
DJ + 70 relative to Algo



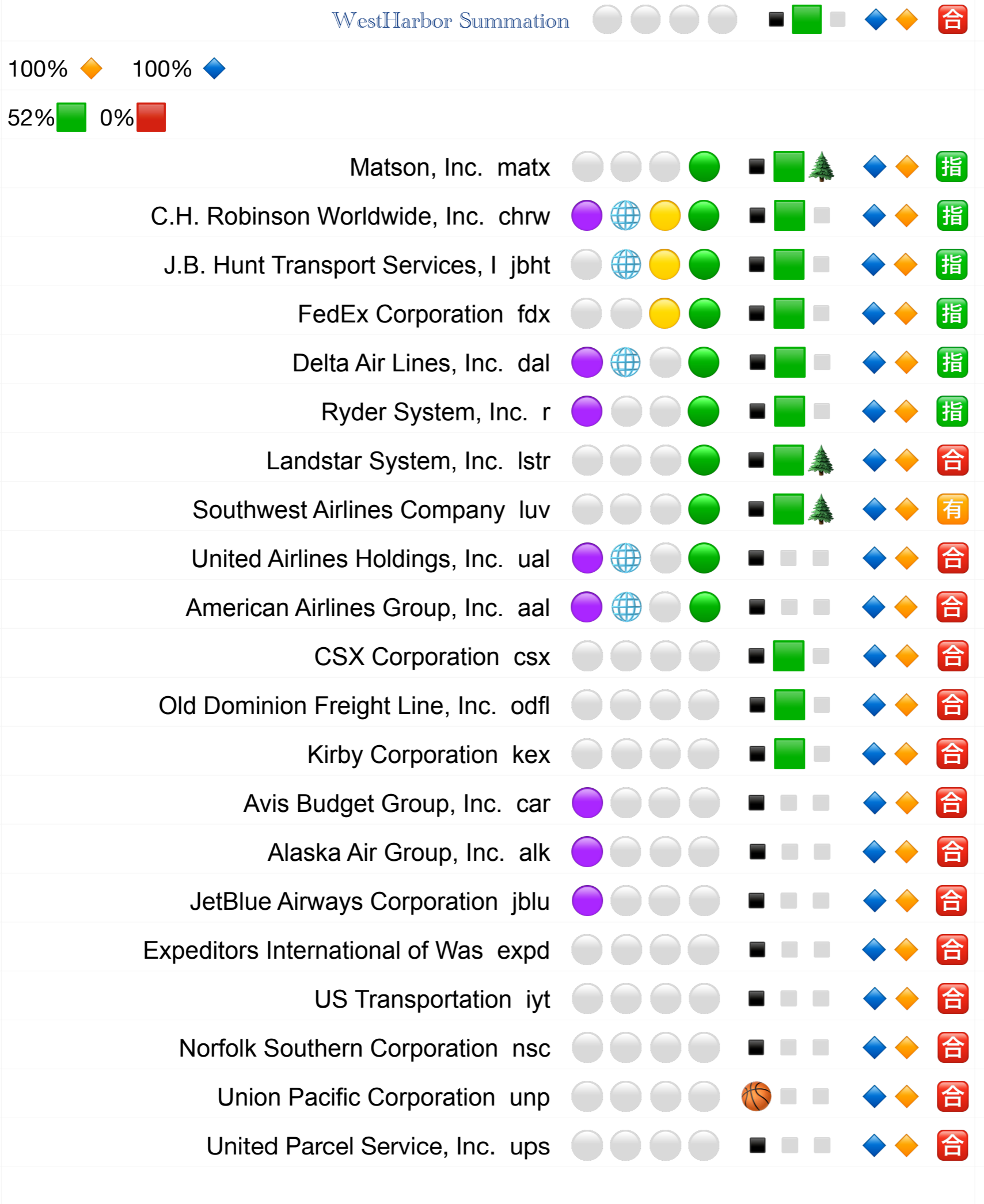
Utilities relative to Algo



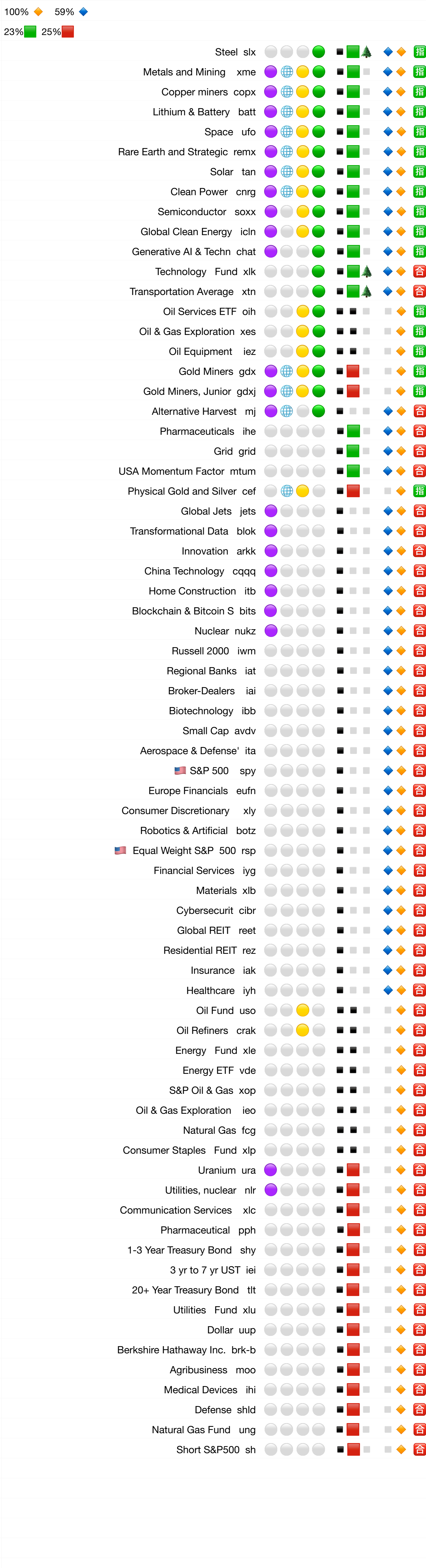
Sectors, fewer etf holdings, relative to Algo



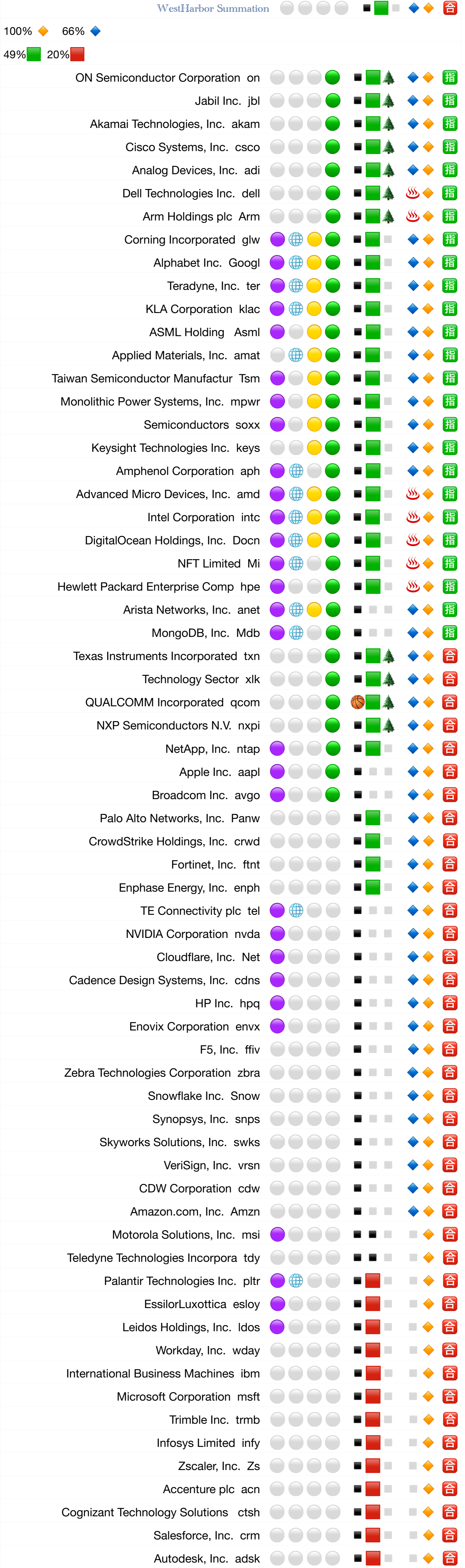
Trans relative to Algo



Industries relative to Algo



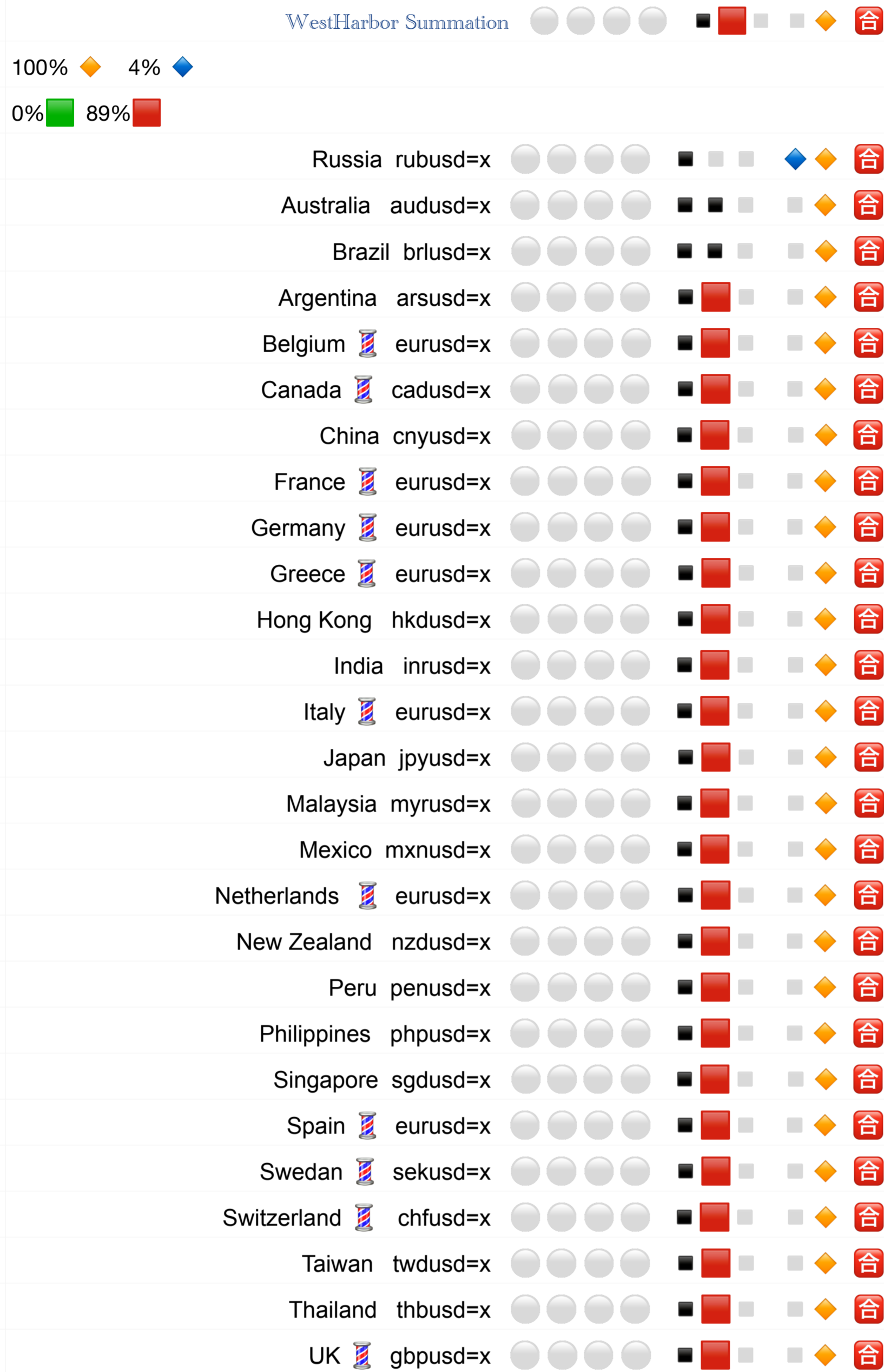
Tech relative to Algo



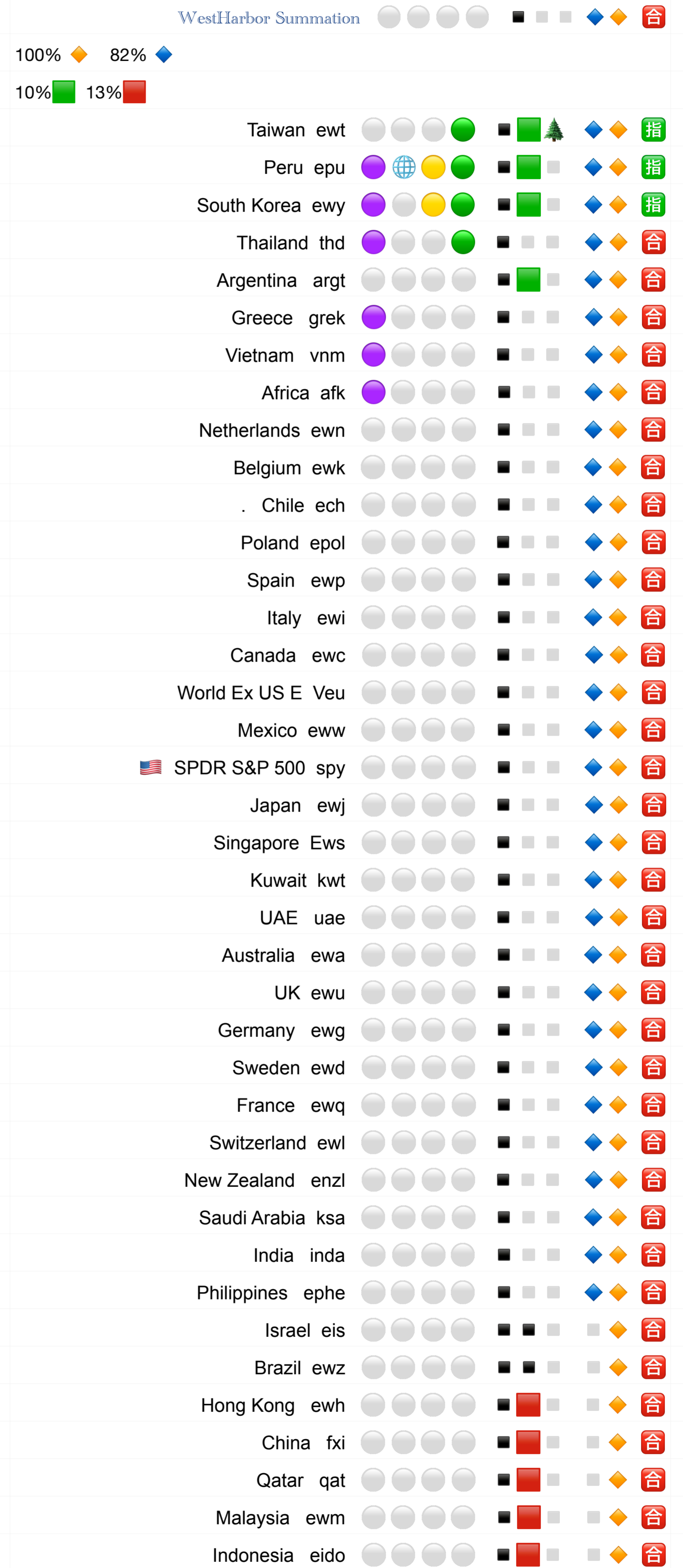
Currencies & Countries



Currency relative to Algo 🌸



Countries relative to Algo 🌸



Financial, Fixed Income & Int'l Bonds



Finance relative to Algo 🍷

WestHarbor Summation

100% ◆ 69% ◆
 11% ■ 29% ■

| | | | | | |
|------------------------|---------------------------------|------|--|---|---------------------------------------|
| Asset Management | State Street | stt | | ◆ ◆ ■ ■ | 合 |
| Banks-Diversified | Citigroup | c | | ◆ ◆ ■ ■ | 合 |
| Capital Markets | Goldman Sachs Group, | gs | | ◆ ◆ ■ ■ | 合 |
| Asset Management | Invesco Ltd. | ivz | | ◆ ◆ ■ ■ | 合 |
| Gold | Newmont | nem | | ◆ ◆ ■ ■ | 合 |
| Banks-Regional | Citizens Financial Group, | cfg | | ◆ ◆ ■ ■ | 合 |
| REIT-Hotel & Motel | Host Hotels & Resorts, | hst | | ◆ ◆ ■ ■ | 合 |
| Asset Management | Northern Trust | ntrs | | ◆ ◆ ■ ■ | 合 |
| Capital Markets | Morgan Stanley | ms | | ◆ ◆ ■ ■ | 有 |
| Asset Management | Bank of New York Mellon | bk | | ◆ ◆ ■ ■ | 合 |
| Asset Management | Principal Financial Group, | pf | | ◆ ◆ ■ ■ | 合 |
| Asset Management | Franklin Resources, | ben | | ◆ ◆ ■ ■ | 合 |
| REIT-Specialty | Equinix | eqix | | ◆ ◆ ■ ■ | 合 |
| REIT-Specialty | Iron Mountain Incorporated | irm | | ◆ ◆ ■ ■ | 合 |
| Insurance-Life | Lincoln National | inc | | ◆ ◆ ■ ■ | 合 |
| Asset Management | BlackRock | blk | | ◆ ◆ ■ ■ | 合 |
| Banks-Regional | KeyCorp | key | | ◆ ◆ ■ ■ | 合 |
| Banks-Regional | Regions Financial | rf | | ◆ ◆ ■ ■ | 合 |
| Banks-Regional | Fifth Third Bancorp | fitb | | ◆ ◆ ■ ■ | 合 |
| Banks-Regional | Zions Bancorporation, | zion | | ◆ ◆ ■ ■ | 合 |
| Capital Markets | Raymond James Financial, | rjf | | ◆ ◆ ■ ■ | 合 |
| Credit Services | Synchrony Financial | syf | | ◆ ◆ ■ ■ | 合 |
| Insurance-Life | Globe Life | gl | | ◆ ◆ ■ ■ | 合 |
| REIT-Office | Alexandria Real Estate | are | | ◆ ◆ ■ ■ | 合 |
| Asset Management | T. Rowe Price Group, | trow | | ◆ ◆ ■ ■ | 合 |
| Asset Management | Ameriprise Financial, | amp | | ◆ ◆ ■ ■ | 合 |
| Banks-Diversified | JPMorgan Chase & Co. | jpm | | ◆ ◆ ■ ■ | 合 |
| Banks-Diversified | Bank of America | bac | | ◆ ◆ ■ ■ | 合 |
| Banks-Diversified | Wells Fargo & | wfc | | ◆ ◆ ■ ■ | 合 |
| Banks-Regional | PNC Financial Services | pnc | | ◆ ◆ ■ ■ | 合 |
| Banks-Regional | Huntington Bancshares | hban | | ◆ ◆ ■ ■ | 合 |
| Banks-Regional | Truist Financial | tfc | | ◆ ◆ ■ ■ | 合 |
| Banks-Regional | U.S. Bancorp | usb | | ◆ ◆ ■ ■ | 合 |
| Banks-Regional | M&T Bank | mtb | | ◆ ◆ ■ ■ | 合 |
| Credit Services | Capital One Financial | cof | | ◆ ◆ ■ ■ | 合 |
| Credit Services | American Express | axp | | ◆ ◆ ■ ■ | 合 |
| Credit Services | Visa | v | | ◆ ◆ ■ ■ | 合 |
| Fin Data & Stock Exch | Moody's | mco | | ◆ ◆ ■ ■ | 合 |
| Fin Data & Stock Exch | FactSet Research Systems | fds | | ◆ ◆ ■ ■ | 合 |
| Fin Data & Stock Exch | MSCI | msci | | ◆ ◆ ■ ■ | 合 |
| Insurance-Life | Prudential Financial, | pru | | ◆ ◆ ■ ■ | 合 |
| Insurance-Life | Aflac Incorporated | af | | ◆ ◆ ■ ■ | 合 |
| Insurance-Life | MetLife, | met | | ◆ ◆ ■ ■ | 合 |
| Insurance-P/C | Travelers Companies, | trv | | ◆ ◆ ■ ■ | 合 |
| Insurance-P/C | Cincinnati Financial | cin | | ◆ ◆ ■ ■ | 合 |
| Insurance-P/C | Allstate | all | | ◆ ◆ ■ ■ | 合 |
| Insurance-Specialty | Assurant, | aiz | | ◆ ◆ ■ ■ | 合 |
| REIT-Health Facilities | Welltower | well | | ◆ ◆ ■ ■ | 合 |
| REIT-Industrial | Extra Space Storage | exr | | ◆ ◆ ■ ■ | 合 |
| REIT-Industrial | Public Storage | psa | | ◆ ◆ ■ ■ | 合 |
| REIT-Industrial | Prologis, | pdl | | ◆ ◆ ■ ■ | 合 |
| REIT-Office | Boston Properties, | bxp | | ◆ ◆ ■ ■ | 合 |
| REIT-Residential | UDR, | udr | | ◆ ◆ ■ ■ | 合 |
| REIT-Residential | Camden Property Trust | cpt | | ◆ ◆ ■ ■ | 合 |
| REIT-Residential | Mid-America Apartment | maa | | ◆ ◆ ■ ■ | 合 |
| REIT-Residential | Equity Residential | eqr | | ◆ ◆ ■ ■ | 合 |
| REIT-Residential | AvalonBay Communities, | avb | | ◆ ◆ ■ ■ | 合 |
| REIT-Residential | Essex Property Trust, | ess | | ◆ ◆ ■ ■ | 合 |
| REIT-Retail | Simon Property Group, | spg | | ◆ ◆ ■ ■ | 合 |
| REIT-Retail | Kimco Realty | kim | | ◆ ◆ ■ ■ | 合 |
| REIT-Retail | Federal Realty Investment Trust | frt | | ◆ ◆ ■ ■ | 合 |
| REIT-Specialty | Digital Realty Trust, | dlr | | ◆ ◆ ■ ■ | 合 |
| REIT-Specialty | SBA Communications | sbac | | ◆ ◆ ■ ■ | 合 |
| REIT-Specialty | Weyerhaeuser | wy | | ◆ ◆ ■ ■ | 合 |
| REIT-Retail | Realty Income | o | | ◆ ◆ ■ ■ | 合 |
| REIT-Retail | Regency Centers | reg | | ◆ ◆ ■ ■ | 合 |
| Real Estate Services | CBRE Group, | cbre | | ◆ ◆ ■ ■ | 合 |
| Capital Markets | Charles Schwab | schw | | ◆ ◆ ■ ■ | 合 |
| Capital Markets | MarketAxess Holdings | mktx | | ◆ ◆ ■ ■ | 合 |
| Credit Services | Mastercard Incorporated | ma | | ◆ ◆ ■ ■ | 合 |
| Credit Services | PayPal Holdings, | pypl | | ◆ ◆ ■ ■ | 合 |
| Fin Data & Stock Exch | S&P Global | spgi | | ◆ ◆ ■ ■ | 合 |
| Fin Data & Stock Exch | Nasdaq | ndaq | | ◆ ◆ ■ ■ | 合 |
| Fin Data & Stock Exch | Cboe Global Markets, | cboe | | ◆ ◆ ■ ■ | 合 |
| Fin Data & Stock Exch | Intercontinental Exchange, | ice | | ◆ ◆ ■ ■ | 合 |
| Fin Data & Stock Exch | CME Group | cme | | ◆ ◆ ■ ■ | 合 |
| Insurance Brokers | Aon plc | aon | | ◆ ◆ ■ ■ | 合 |
| Insurance Brokers | Arthur J. Gallagher & Co. | ajg | | | |

Banks, Brokers, Coin, Insurance & REIT's



Banks relative to Algo 🌱

WestHarbor Summation

100% 100%
14% 0%

| | | |
|----------------------------|--|---|
| Citigroup Inc. c | | 指 |
| Bank of New York Mellon bk | | 合 |
| Capital One Financial cof | | 合 |
| JPMorgan Chase & Co. jpm | | 合 |
| Bank of America bac | | 合 |
| U.S. Bancorp usb | | 合 |
| PNC Financial Services pnc | | 合 |
| Capital One Financial cof | | 合 |

Regional Banks relative to Algo 🌱

WestHarbor Summation

100% 100%
0% 0%

| | | |
|------------------------------------|--|---|
| Citizens Financial Group, Inc. cfg | | 指 |
| KeyCorp Key | | 合 |
| Regions Financial Corporation rf | | 合 |
| Fifth Third Bancorp fitb | | 合 |
| Huntington Bancshares hban | | 合 |
| U.S. Bancorp usb | | 合 |
| Truist Financial Corporation tfc | | 合 |
| PNC Financial Services . pnc | | 合 |
| First Citizens fcnc | | 合 |
| M&T Bank Corporation mtb | | 合 |

Brokers relative to Algo 🌱

WestHarbor Summation

100% 60%
30% 30%

| | | |
|--------------------------------|--|---|
| Goldman Sachs Group. gs | | 指 |
| Interactive Brokers Group ibkr | | 指 |
| Morgan Stanley ms | | 有 |
| Sprott Inc. sii | | 指 |
| Robinhood Markets, hood | | 合 |
| Jefferies Financial Group jef | | 合 |
| Broker Etf iai | | 合 |
| Charles Schwab schw | | 合 |
| Intercontinental Exchange, ice | | 合 |
| CME Group cme | | 合 |

NBFI relative to Algo 🌱

WestHarbor Summation

100% 75%
0% 25%

| | | |
|----------------------------------|--|---|
| Blackstone Inc. bx | | 合 |
| KKR & Co. kkr | | 合 |
| Rocket Companies, Inc. rkt | | 合 |
| Ares Management Corporation ares | | 合 |
| Brookfield Asset Management bam | | 合 |
| Apollo Global Management apo | | 合 |
| Loans srln | | 合 |
| Simplify High Yield ETF cdx | | 合 |

REIT relative to Algo 🌱

WestHarbor Summation

100% 88%
6% 0%

| | | |
|--------------------------------|--|---|
| Equinix, Inc. eqix | | 合 |
| Alexandria Real Estate are | | 合 |
| Simon Property Group, Inc. spg | | 合 |
| Digital Realty Trust, Inc. dlr | | 合 |
| Welltower Inc. well | | 合 |
| Public Storage psa | | 合 |
| BXP, Inc. bxp | | 合 |
| Cohen & Steers Inc cns | | 合 |
| Equity Residential eqr | | 合 |
| Vornado Realty Trust vno | | 合 |
| SL Green Realty Corp. slg | | 合 |
| Cousins Properties cuz | | 合 |
| AvalonBay Communities avb | | 合 |
| Douglas Emmett, Inc. dei | | 合 |
| Prologis, Inc. pld | | 合 |
| Hudson Pacific hpp | | 合 |
| Realty Income Corporation o | | 合 |

PC Insurance relative to Algo 🌱

WestHarbor Summation

100% 38%
0% 63%

| | | |
|------------------------------|--|---|
| HCI Group, Inc. hci | | 合 |
| Investors Title Company itic | | 合 |
| The Allstate Corporation all | | 合 |
| The Hartford Financial hig | | 合 |
| Chubb Limited cb | | 合 |
| Progressive Corporation pgr | | 合 |
| James River Group . jrvr | | 合 |
| Goosehead Insurance gshd | | 合 |

Coins relative to Algo 🌱

WestHarbor Summation

100% 25%
13% 63%

| | | |
|------------------------------|--|---|
| Riot Platforms, Inc. riot | | 指 |
| Marathon Digital Hdg mara | | 合 |
| AMTD Digital Inc. hkd | | 合 |
| Ethereum USD eth-usd | | 合 |
| Bitcoin USD btc-usd | | 合 |
| Coinbase Global, Inc. coin | | 合 |
| Grayscale Bitcoin (BTC) gbtc | | 合 |
| MicroStrategy Mstr | | 合 |

Precious Metals & Royalty



Gold relative to Algo 🌹

WestHarbor Summation

100% 54%

17% 43%

| | | |
|-----------------------------|--------|--|
| Alkane Resources Limited | alkef | |
| SSR Mining Inc. | ssrm | |
| Centerra Gold Inc. | cgau | |
| endeavour mining plc. | edvmf | |
| Orezone Gold Corp. | orzcf | |
| Dundee Precious Metals Inc. | dpmf | |
| Barrick Mining Corporation | b | |
| Newmont Corporation | nem | |
| Iamgold Corporation | iag | |
| Eldorado Gold Corporation | ego | |
| Bellevue Gold, Ltd. | belgf | |
| K92 Mining Inc | kntnf | |
| genesis minerals | gsif | |
| EVOLUTION | evn.ax | |
| Equinox Gold Corp. | eqx | |
| Kinross Gold Corporation | kgc | |
| Gold Fields Limited | gfi | |
| Heliostar Metals Ltd. | hstxf | |
| Jaguar Mining Inc. | jaggf | |
| Galiano Gold Inc. | gau | |
| capricorn metals ltd | crnlf | |
| West African Resources Ltd. | wrsf | |
| Fortuna Mining Corp. | fsm | |
| Torex Gold Resources Inc. | torxf | |
| B2Gold Corp | btg | |
| Northern Star Resources Ltd | nesrf | |
| Lundin Gold Inc. | lugdf | |
| Artemis Gold Inc. | argtf | |
| Asante Gold Corp | asgof | |
| Pentair plc. | pnr | |
| Gold etf | gld | |
| Orla Mining Ltd. | orla | |
| thor exploration ltd. | thxpf | |
| Agnico Eagle Mines Limited | aem | |
| Alamos Gold Inc. | agi | |

Precious Metals relative to Algo 🌹

WestHarbor Summation

100% 0%

0% 71%

| | | |
|---------------------------------|------|--|
| iShares Silver Trust | agg | |
| iShares Silver | slv | |
| abrdrn Physical Silver Shares | sivr | |
| Sprott Physical Silver | pslv | |
| VanEck Junior Gold Miners | gdjx | |
| VanEck Gold Miners | gdx | |
| abrdrn Physical Precious Metals | gltr | |
| Sprott Physical Gold and Silver | cef | |
| Gold | gld | |
| SPDR Gold MiniShares | gldm | |
| Goldman Sachs Physical Gold | aaau | |
| VanEck Merk Gold | ounz | |
| iShares Gold | iau | |
| abrdrn Physical Gold Shares | sgol | |

Royalty relative to Algo 🌹

WestHarbor Summation

100% 32%

14% 41%

| | | |
|--------------------------------|--------|--|
| Permian Basin Royalty Trust | pbt | |
| ecora royalties | ecor.l | |
| Royalty Pharma plc | rpx | |
| Royalty Management | rmco | |
| North European Oil Royalty | nrt | |
| OR Royalties Inc. | or | |
| Vox Royalty Corp. | voxr | |
| Wheaton Precious Metals | wpm | |
| detera | drr.ax | |
| Texas Pacific Land Corporation | tpl | |
| Cross Timbers Royalty | crt | |
| Sabine Royalty Trust | sbr | |
| Viper Energy, Inc. | vnom | |
| Gold Royalty Corp. | groy | |
| Elemental Royalty | ele | |
| Franco-Nevada | fnnv | |
| Hugoton Royalty | hgtxu | |
| Scully Royalty Ltd. | srl | |
| Triple Flag Precious Metals | tfpm | |
| Mesa Royalty Trust | mtr | |
| Royal Gold, Inc. | rgld | |
| San Juan Basin Royalty | sjt | |

Silver relative to Algo 🌱

WestHarbor Summation

100% 62%

23% 8%

| | | |
|---------------------------------|---------|--|
| Silvercorp Metals Inc. | svm | |
| Aya gold and silver inc | aya.to | |
| Silver, junior | silj | |
| Endeavour Silver Corporation | exk | |
| pan american silver corp | paas.to | |
| Gogold resources inc | ggd.to | |
| sprott physical silver | pslv | |
| Hecla Mining Company | hl | |
| Americas Gold and Silver Corpor | usas | |
| First Majestic Silver Corp. | ag | |
| Vizsla Silver Corp. | vzla | |
| Wheaton Precious Metals | wpm | |
| Triple Flag Precious Metals | tfpm | |

Transportation



Trans relative to Algo 🌱

WestHarbor Summation ○○○○○● ■■■■ ◆◆◆◆ 合

100% ◆ 100% ◆

52% ■ 0% ■

| | | | | |
|--------------------------------------|-------|-----|-----|---|
| Matson, Inc. matx | ○○○○● | ■■■ | ◆◆◆ | 指 |
| C.H. Robinson Worldwide, Inc. chrw | ○●●●● | ■■■ | ◆◆◆ | 指 |
| J.B. Hunt Transport Services, I jbht | ○●●●● | ■■■ | ◆◆◆ | 指 |
| FedEx Corporation fdx | ○●●●● | ■■■ | ◆◆◆ | 指 |
| Delta Air Lines, Inc. dal | ○●●●● | ■■■ | ◆◆◆ | 指 |
| Ryder System, Inc. r | ○●●●● | ■■■ | ◆◆◆ | 指 |
| Landstar System, Inc. lstr | ○○○○● | ■■■ | ◆◆◆ | 合 |
| Southwest Airlines Company luv | ○○○○● | ■■■ | ◆◆◆ | 有 |
| United Airlines Holdings, Inc. ual | ○●●●● | ■■■ | ◆◆◆ | 合 |
| American Airlines Group, Inc. aal | ○●●●● | ■■■ | ◆◆◆ | 合 |
| Old Dominion Freight Line, Inc. odfl | ○○○○● | ■■■ | ◆◆◆ | 合 |
| CSX Corporation csx | ○○○○● | ■■■ | ◆◆◆ | 合 |
| Kirby Corporation kex | ○○○○● | ■■■ | ◆◆◆ | 合 |
| Avis Budget Group, Inc. car | ○●●●● | ■■■ | ◆◆◆ | 合 |
| Alaska Air Group, Inc. alk | ○●●●● | ■■■ | ◆◆◆ | 合 |
| JetBlue Airways Corporation jblu | ○●●●● | ■■■ | ◆◆◆ | 合 |
| Expeditors International of Was expd | ○○○○● | ■■■ | ◆◆◆ | 合 |
| iShares U.S. Transportation ETF iyt | ○○○○● | ■■■ | ◆◆◆ | 合 |
| Norfolk Southern Corporation nsc | ○○○○● | ■■■ | ◆◆◆ | 合 |
| Union Pacific Corporation unp | ○○○○● | ■■■ | ◆◆◆ | 合 |
| United Parcel Service, Inc. ups | ○○○○● | ■■■ | ◆◆◆ | 合 |

Shippers, Dry relative to Algo 🌱

WestHarbor Summation ○●●●●● ■■■■ ◆◆◆◆ 指

100% ◆ 70% ◆

60% ■ 10% ■

| | | | | |
|--------------------------------------|-------|-----|-----|---|
| Matson, Inc. matx | ○○○○● | ■■■ | ◆◆◆ | 指 |
| Breakwave Dry Bulk Shipping ETF bdry | ○●●●● | ■■■ | ◆◆◆ | 指 |
| Safe Bulkers, Inc sb | ○●●●● | ■■■ | ◆◆◆ | 指 |
| Navios Maritime Partners LP nmm | ○●●●● | ■■■ | ◆◆◆ | 指 |
| Genco Shipping & Trading Limite gnk | ○●●●● | ■■■ | ◆◆◆ | 指 |
| Star Bulk Carriers Corp. sblk | ○●●●● | ■■■ | ◆◆◆ | 合 |
| Costamare Inc. cmre | ○●●●● | ■■■ | ◆◆◆ | 指 |
| Danaos Corporation dac | ○○○○● | ■■■ | ◆◆◆ | 合 |
| ZIM Integrated Shipping Service zim | ○○○○● | ■■■ | ◆◆◆ | 指 |
| Diana Shipping inc. dsx | ○●●●● | ■■■ | ◆◆◆ | 合 |

Airlines relative to Algo 🌱

WestHarbor Summation ○●●●●● ■■■■ ◆◆◆◆ 合

100% ◆ 100% ◆

29% ■ 0% ■

| | | | | |
|----------------------------|-------|-----|-----|---|
| Delta Air Lines, Inc. dal | ○●●●● | ■■■ | ◆◆◆ | 指 |
| Southwest Airlines Co. luv | ○○○○● | ■■■ | ◆◆◆ | 有 |
| United Airlines . ual | ○●●●● | ■■■ | ◆◆◆ | 合 |
| American Airlines. aal | ○●●●● | ■■■ | ◆◆◆ | 合 |
| Alaska Air Group, Inc. alk | ○●●●● | ■■■ | ◆◆◆ | 合 |
| Airlines jets | ○●●●● | ■■■ | ◆◆◆ | 合 |
| JetBlue Airways jblu | ○●●●● | ■■■ | ◆◆◆ | 合 |

Railroads relative to Algo 🌱

WestHarbor Summation ○○○○○● ■■■■ ◆◆◆◆ 合

100% ◆ 100% ◆

20% ■ 0% ■

| | | | | |
|---------------------------------|-------|-----|-----|---|
| CSX Corporation csx | ○○○○● | ■■■ | ◆◆◆ | 合 |
| Canadian National Railway cni | ○○○○● | ■■■ | ◆◆◆ | 合 |
| Union Pacific Corporation unp | ○○○○● | ■■■ | ◆◆◆ | 合 |
| Canadian Pacific Kansas City cp | ○○○○● | ■■■ | ◆◆◆ | 合 |
| Norfolk Southern nsc | ○○○○● | ■■■ | ◆◆◆ | 合 |

Trucking LTL relative to Algo 🌱

WestHarbor Summation ○○○○○● ■■■■ ◆◆◆◆ 指

100% ◆ 100% ◆

88% ■ 0% ■

| | | | | |
|--------------------------------------|-------|-----|-----|---|
| ArcBest Corporation arcb | ○○○○● | ■■■ | ◆◆◆ | 指 |
| Knight-Swift Trans knx | ○○○○● | ■■■ | ◆◆◆ | 指 |
| FedEx Corporation fdx | ○●●●● | ■■■ | ◆◆◆ | 指 |
| XPO, Inc. xpo | ○●●●● | ■■■ | ◆◆◆ | 指 |
| TFI International Inc. tfii | ○○○○● | ■■■ | ◆◆◆ | 合 |
| Saia, Inc. saia | ○●●●● | ■■■ | ◆◆◆ | 有 |
| Old Dominion Freight Line, Inc. odfl | ○○○○● | ■■■ | ◆◆◆ | 合 |
| United Parcel Service, Inc. ups | ○○○○● | ■■■ | ◆◆◆ | 合 |

Shippers, Tankers relative to Algo 🌱

WestHarbor Summation ○●●●●● ■■■■ ◆◆◆◆ 指

100% ◆ 83% ◆

83% ■ 0% ■

| | | | | |
|-------------------------------------|-------|-----|-----|---|
| Okeanis Eco Tankers Corp. eco | ○●●●● | ■■■ | ◆◆◆ | 指 |
| International Seaways, Inc. insw | ○●●●● | ■■■ | ◆◆◆ | 指 |
| Nordic American Tankers Limited nat | ○●●●● | ■■■ | ◆◆◆ | 指 |
| Frontline Plc fro | ○●●●● | ■■■ | ◆◆◆ | 指 |
| Teekay Tankers Ltd. tnk | ○●●●● | ■■■ | ◆◆◆ | 指 |
| Scorpio Tankers Inc. stng | ○●●●● | ■■■ | ◆◆◆ | 指 |
| Tsakos Energy Navigation Ltd ten | ○●●●● | ■■■ | ◆◆◆ | 指 |
| DHT Holdings, Inc. dht | ○●●●● | ■■■ | ◆◆◆ | 指 |
| Breakwave Tanker Shipping ETF bwet | ○●●●● | ■■■ | ◆◆◆ | 指 |
| TORM plc trmd | ○●●●● | ■■■ | ◆◆◆ | 合 |
| COSCO SHIP ENGY 1138.hk | ○●●●● | ■■■ | ◆◆◆ | 指 |
| Hafnia Limited hafn | ○○○○● | ■■■ | ◆◆◆ | 合 |

Trucking TL relative to Algo 🌱

WestHarbor Summation ○○○○○● ■■■■ ◆◆◆◆ 合

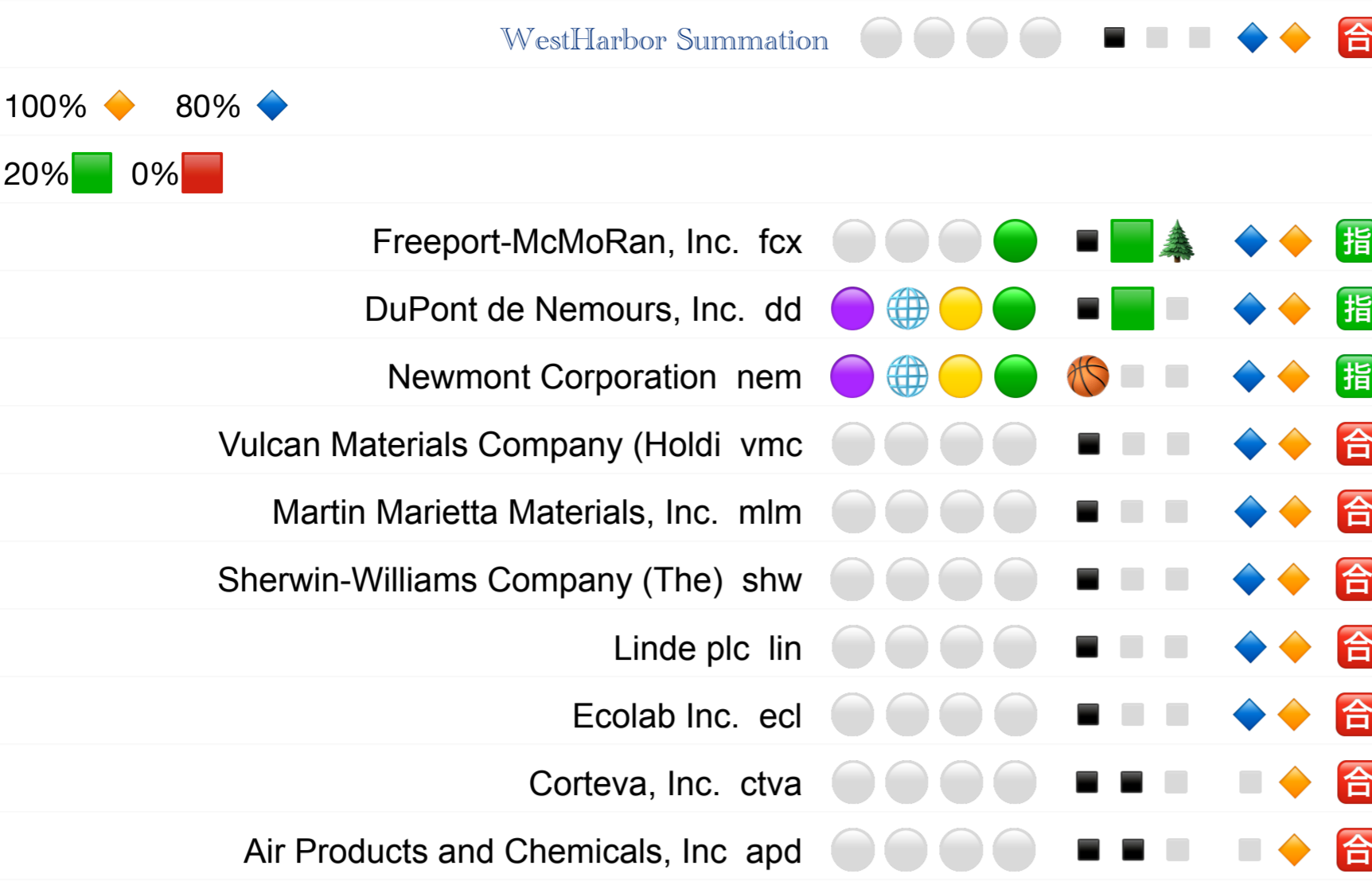
100% ◆ 100% ◆

100% ■ 0% ■

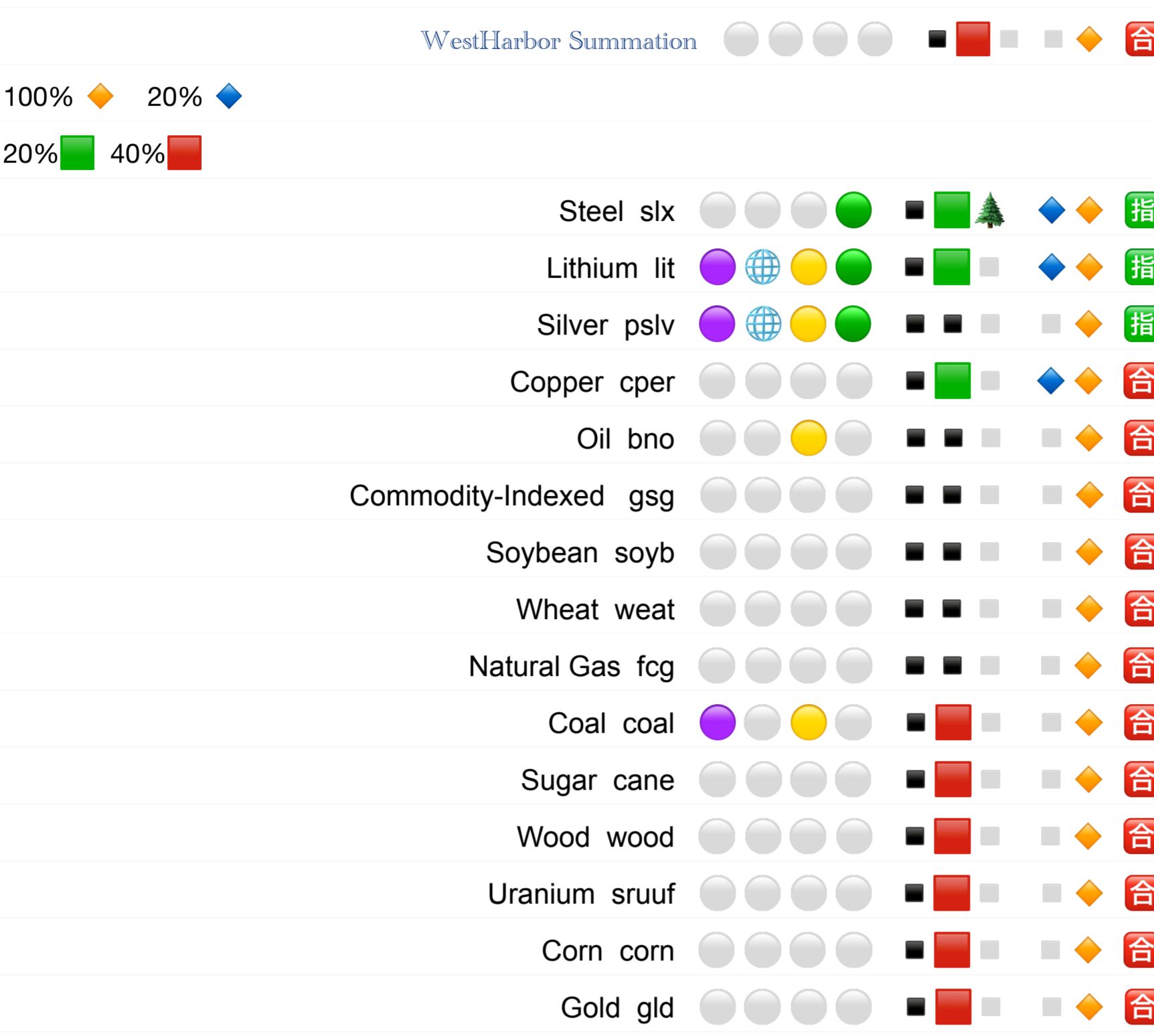
| | | | | |
|-------------------------------------|-------|-----|-----|---|
| Covenant Logistics Group, Inc. cvlg | ○○○○● | ■■■ | ◆◆◆ | 指 |
| J.B. Hunt Transport jbht | ○●●●● | ■■■ | ◆◆◆ | 指 |
| Ryder System, Inc. r | ○●●●● | ■■■ | ◆◆◆ | 指 |
| Heartland Express, Inc. htld | ○○○○● | ■■■ | ◆◆◆ | 合 |
| Landstar System, Inc. lstr | ○○○○● | ■■■ | ◆◆◆ | 合 |
| Werner Enterprises, Inc. wern | ○○○○● | ■■■ | ◆◆◆ | 合 |
| Schneider National, Inc. sndr | ○○○○● | ■■■ | ◆◆◆ | 合 |

Materials

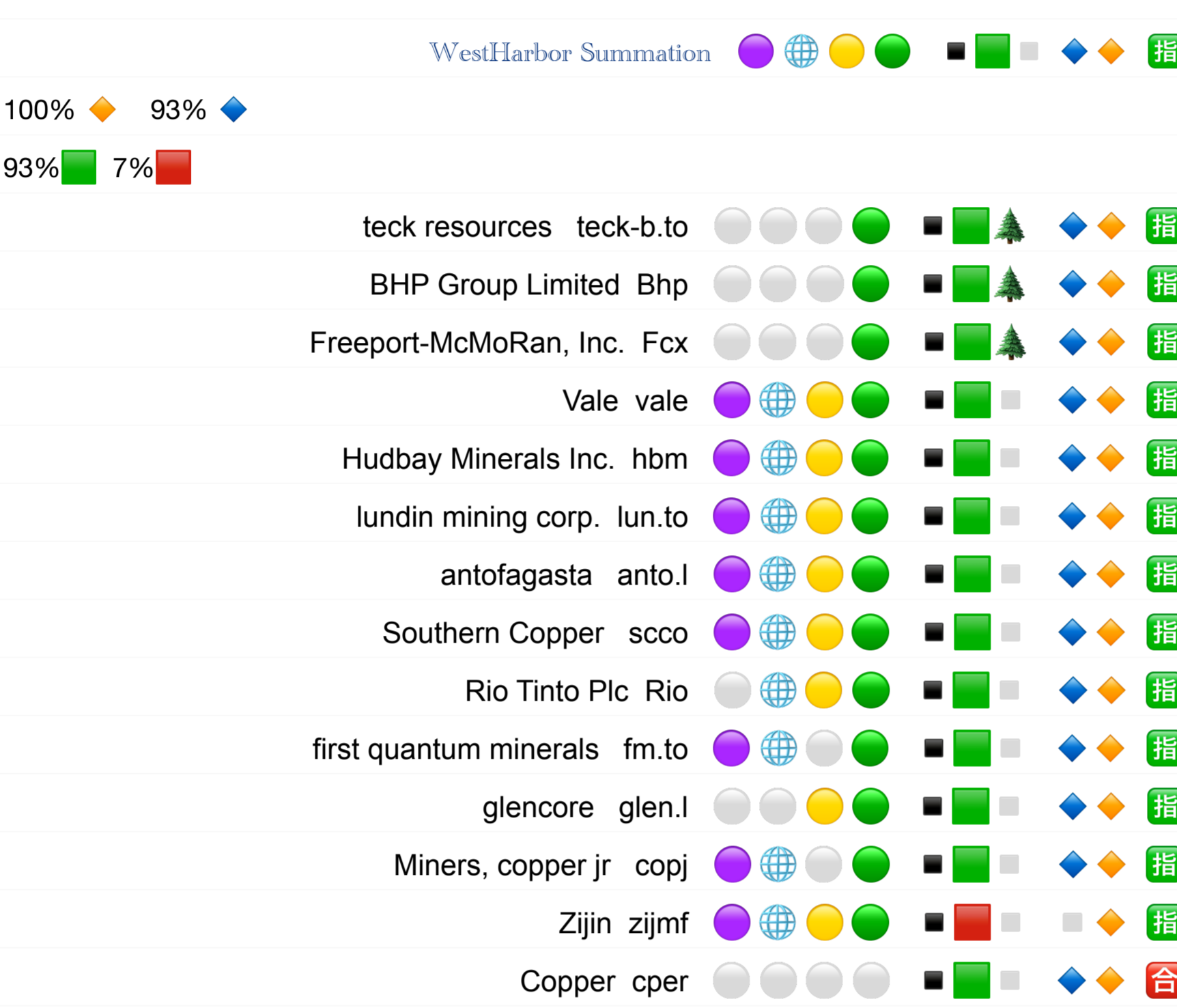
Algo relative to WestHarbor Summation



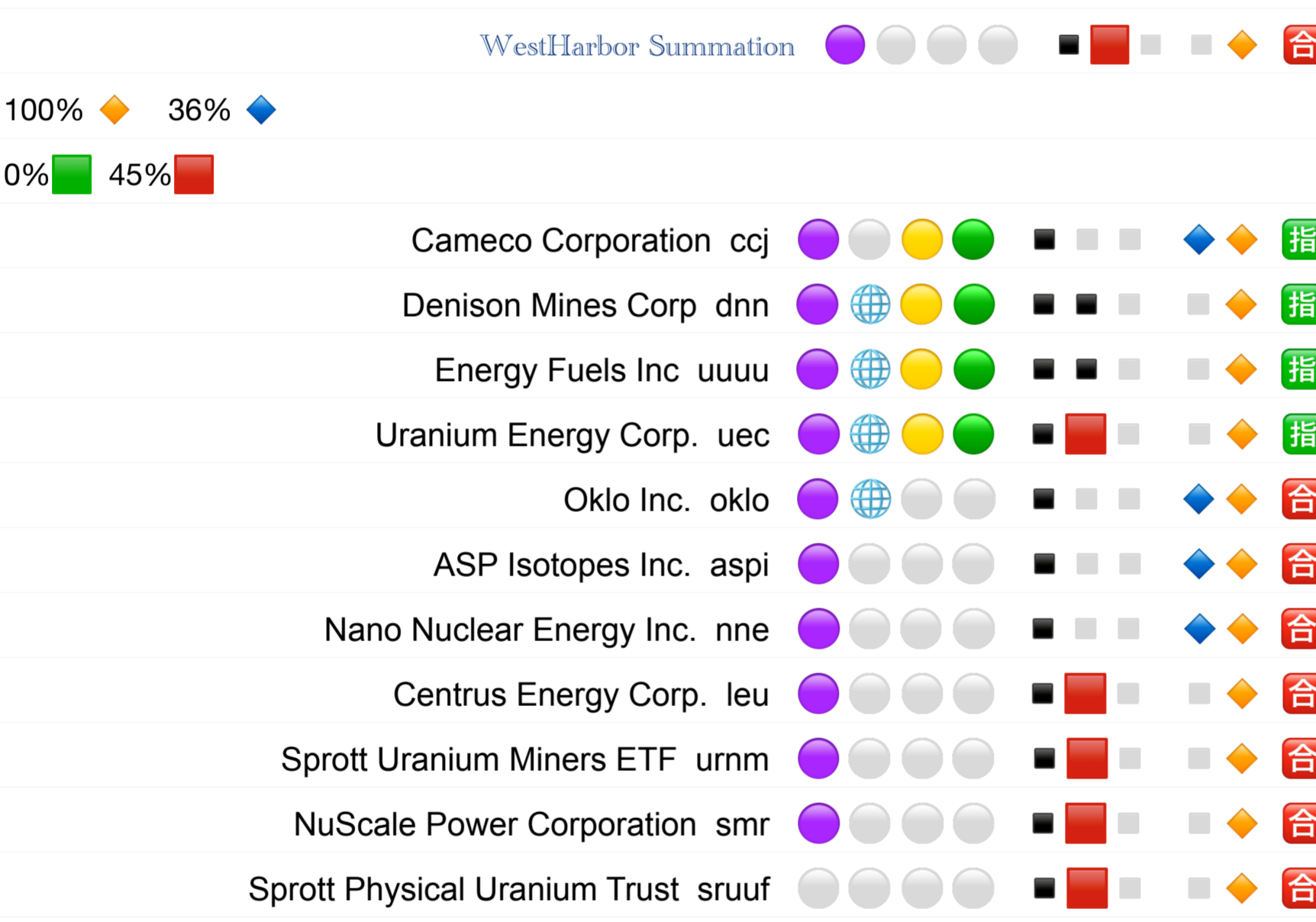
Commodities relative to Algo



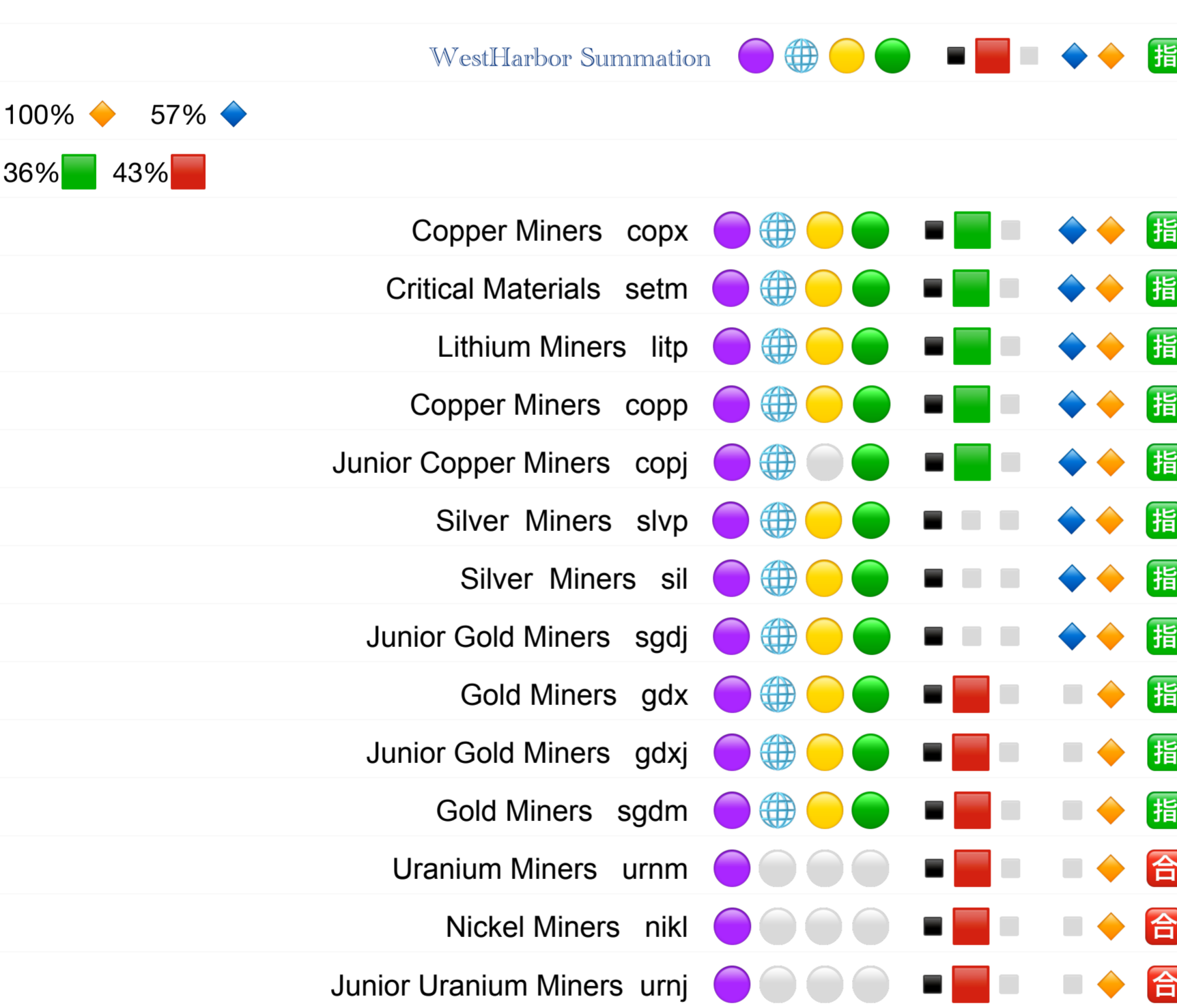
Copper relative to Algo



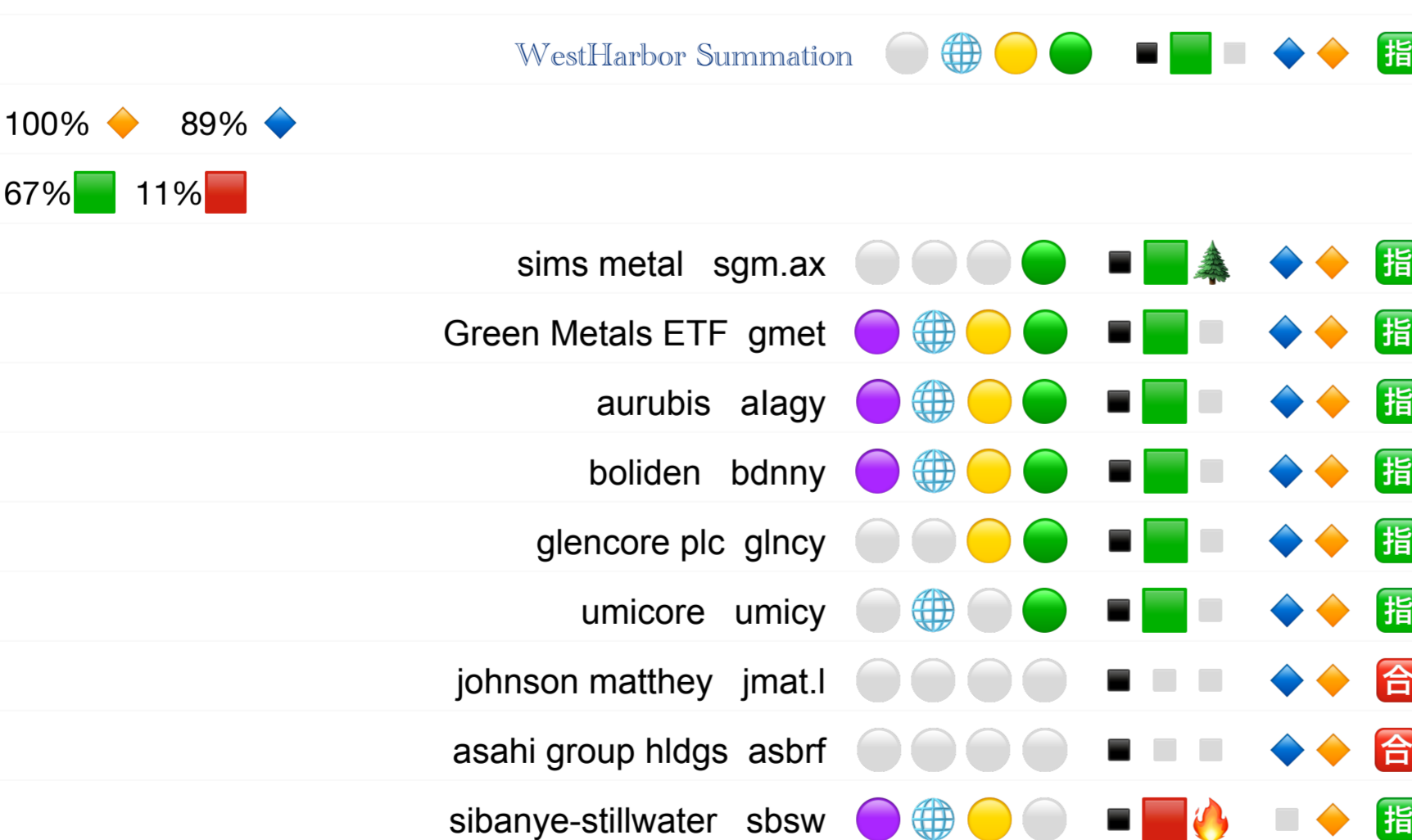
Uranium relative to Algo



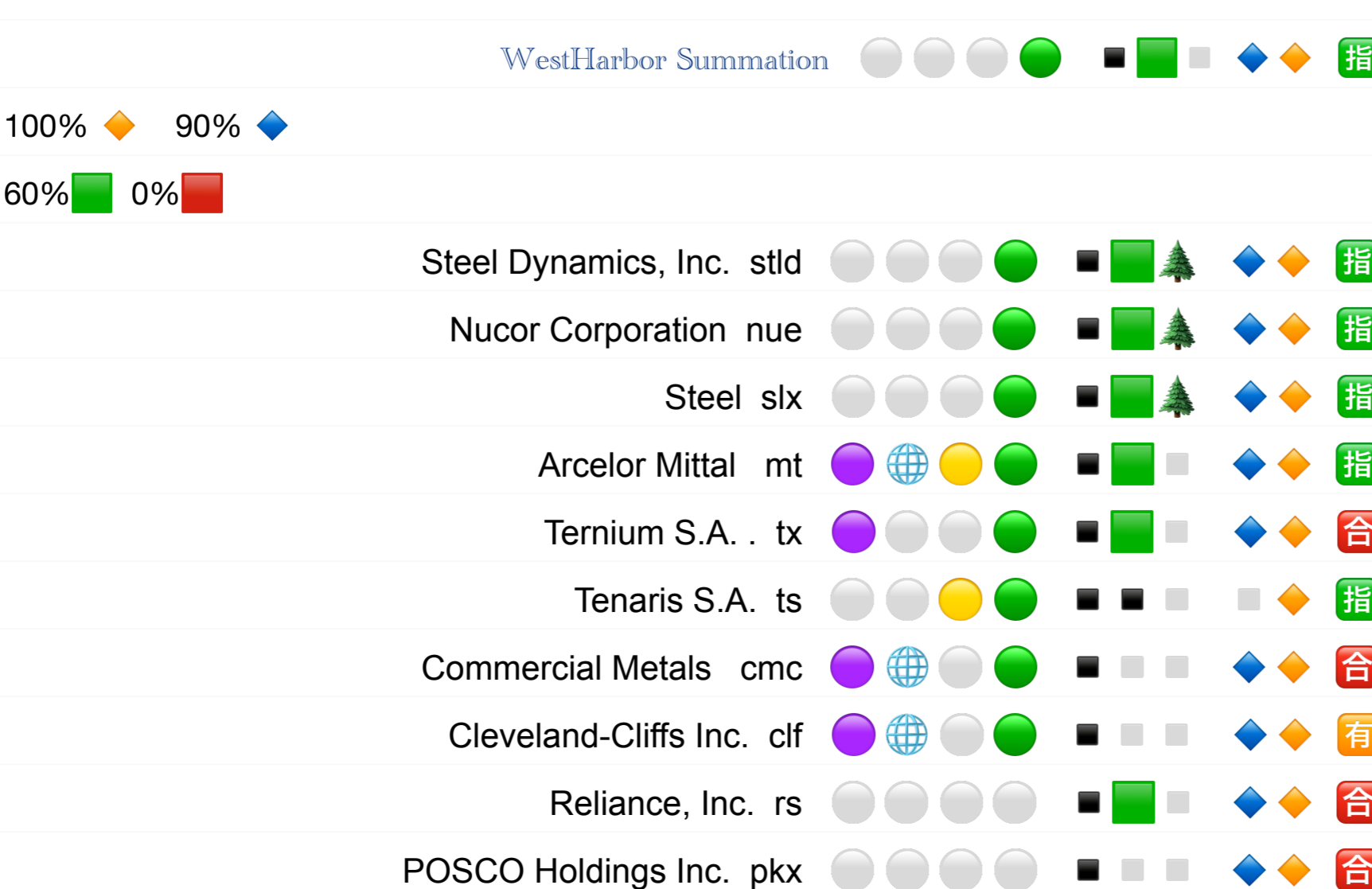
Miners relative to Algo



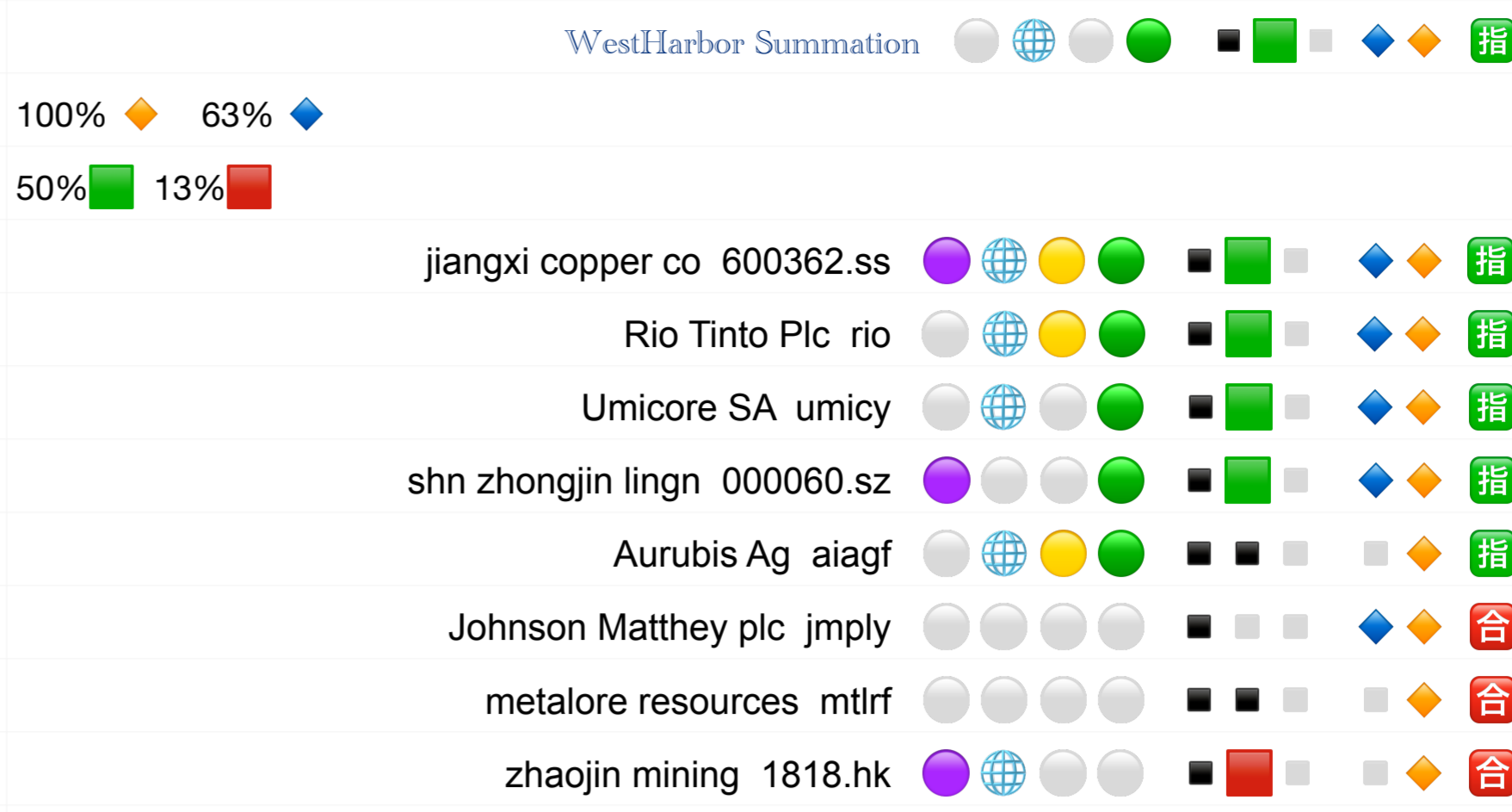
Metal Recycle relative to Algo



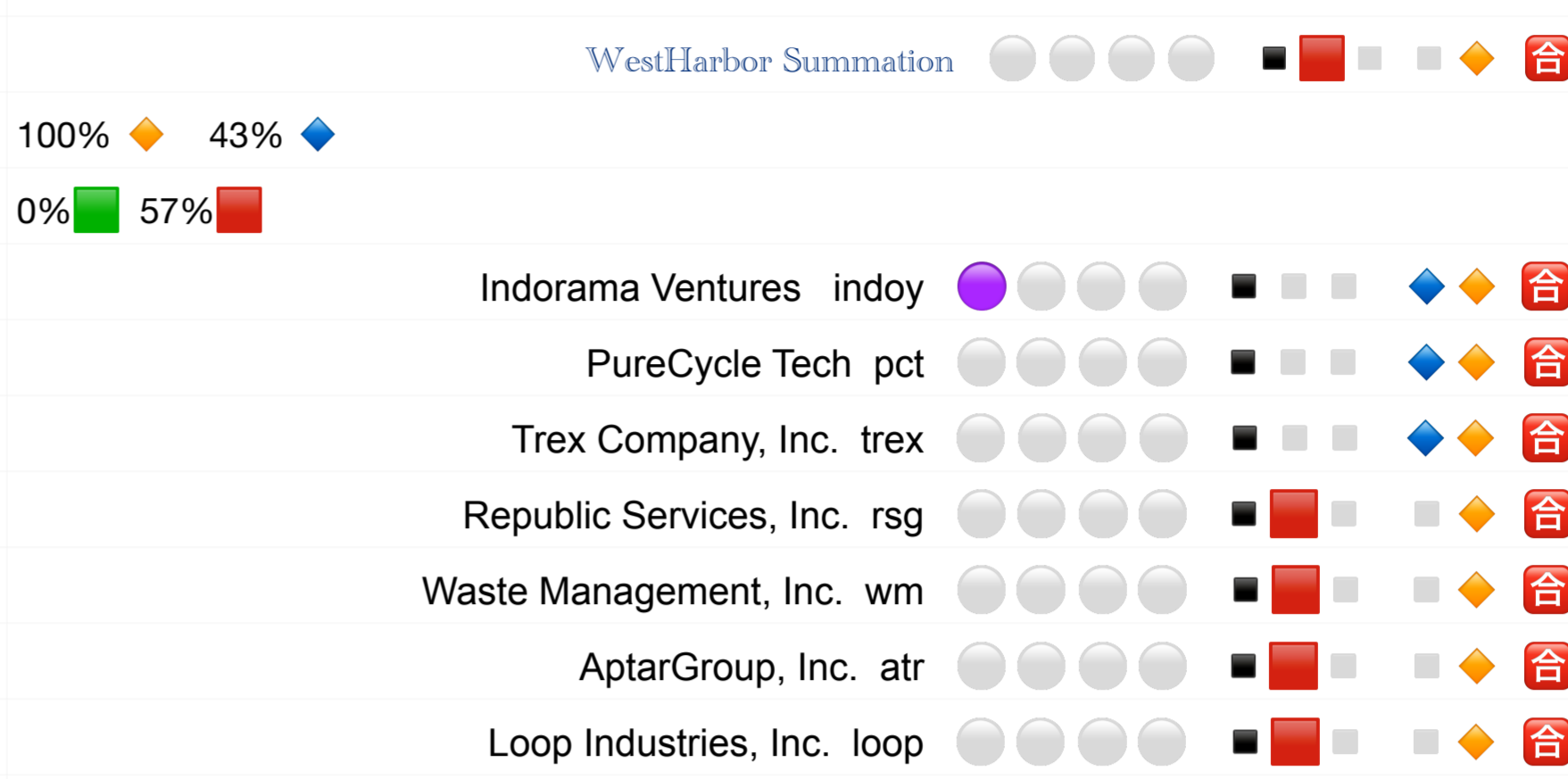
Steel relative to Algo



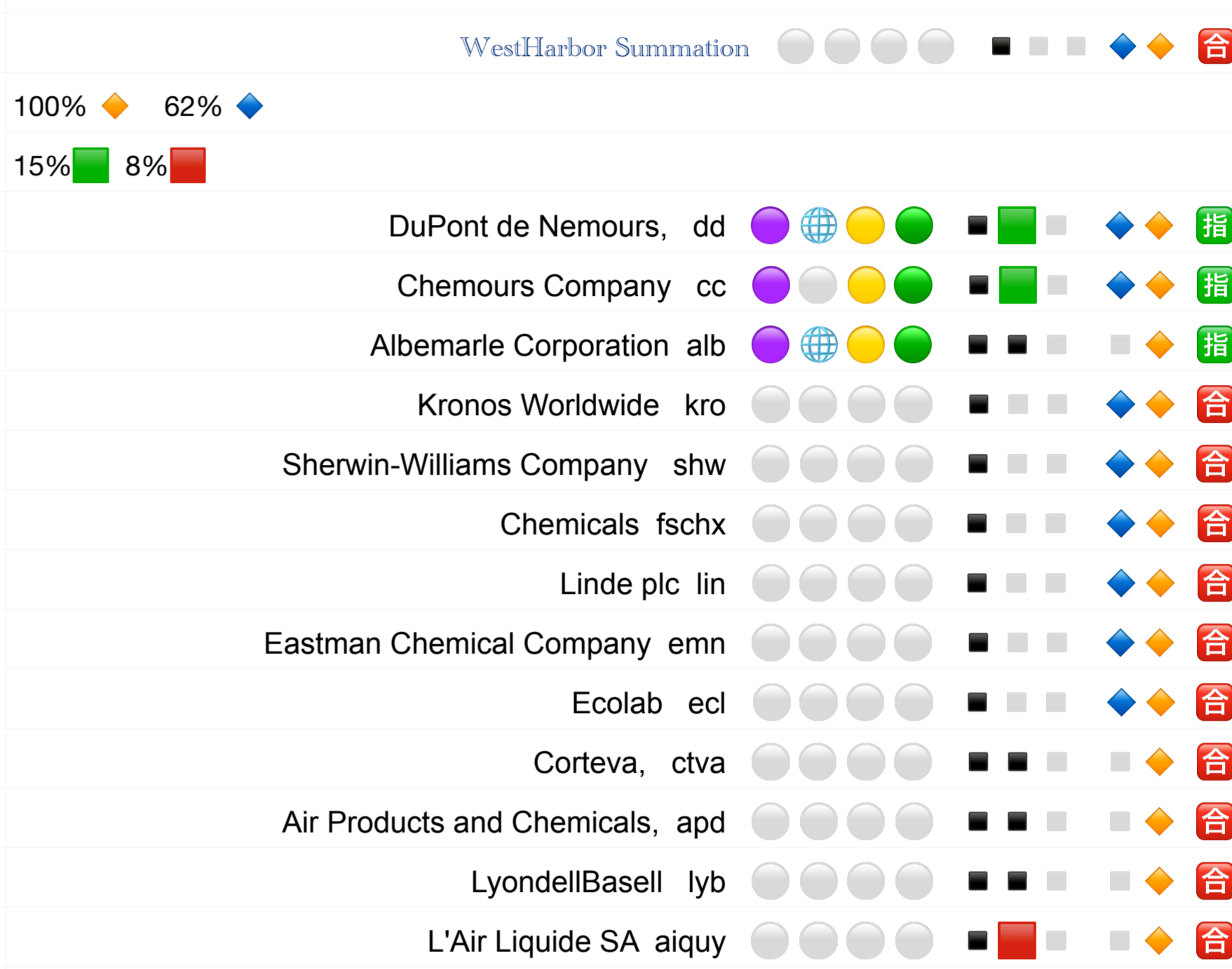
Metal Refiners relative to Algo



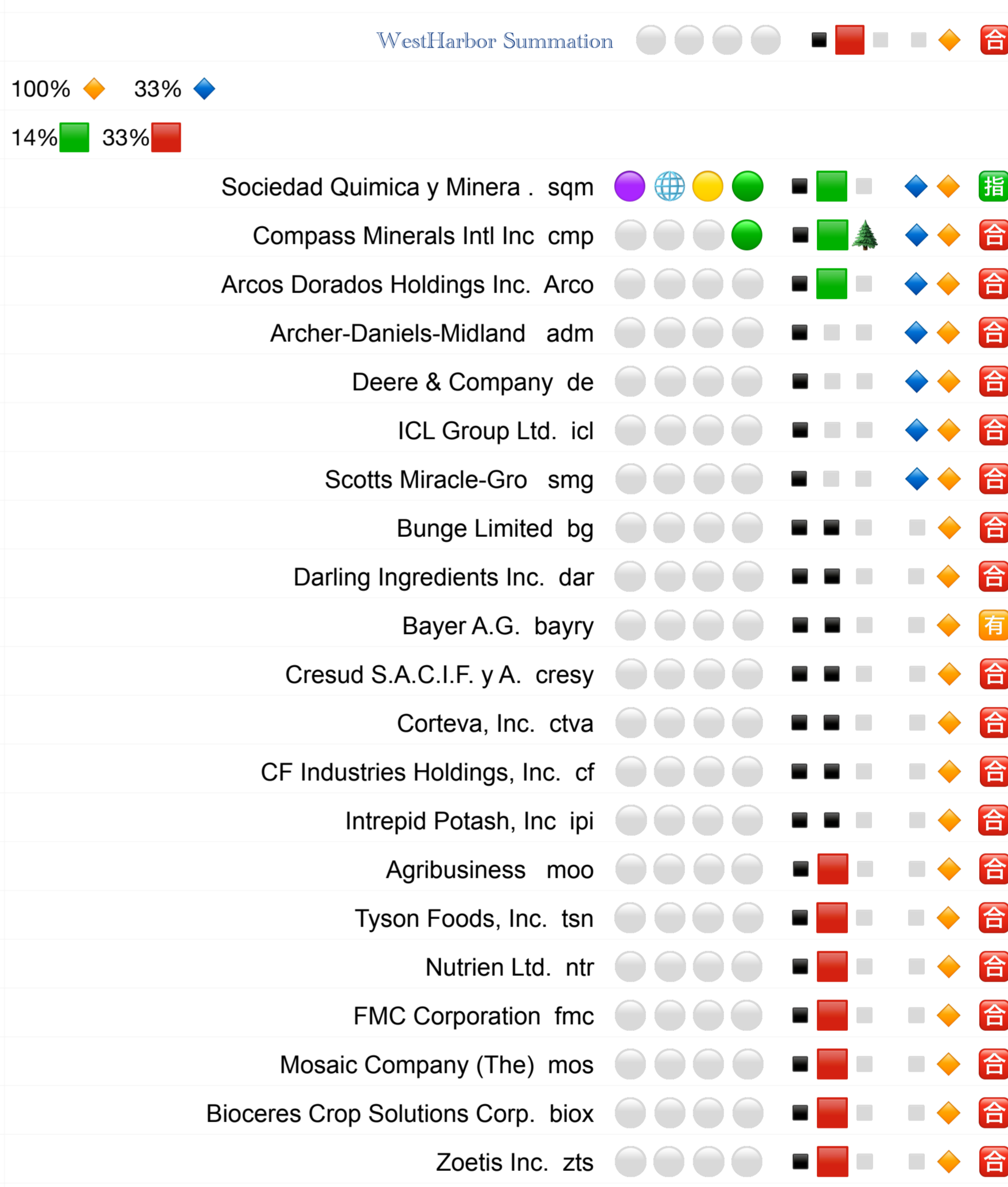
Plastic Recycle relative to Algo



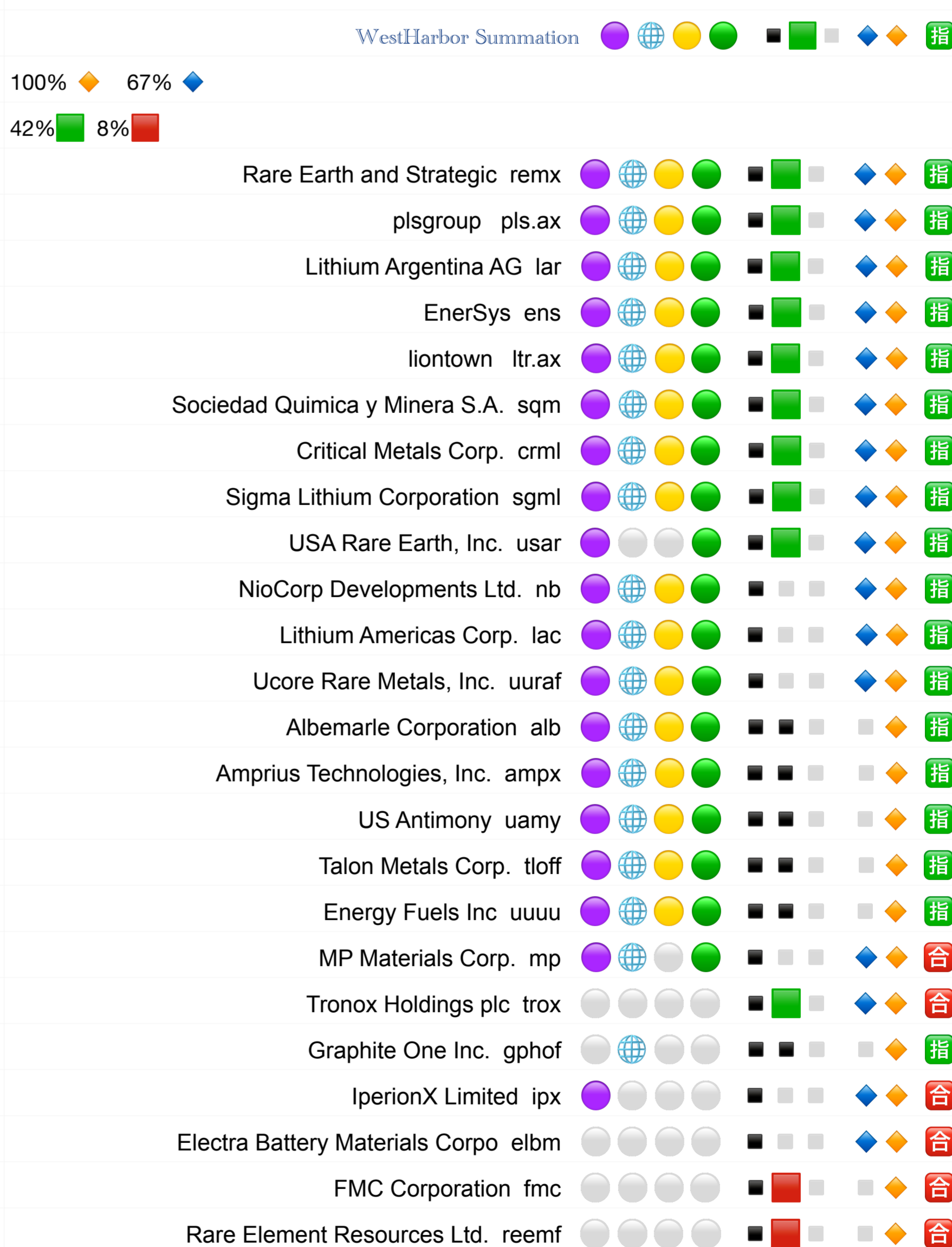
Chemicals relative to Algo



Agriculture relative to Algo



Critical Materials relative to Algo



Utilities



Utilities relative to Algo 🌹

WestHarbor Summation

100% 13%

0% 44%

| | |
|------------------------------|--|
| Vistra Corp. vst | |
| Dominion Energy, Inc. d | |
| Edison International eix | |
| American Electric Power aep | |
| Xcel Energy Inc. xel | |
| The Southern Company so | |
| NextEra Energy, Inc. nee | |
| Duke Energy duk | |
| Consolidated Edison, Inc. ed | |
| Sempra sre | |
| Utilities xlu | |
| Public Service peg | |
| FirstEnergy Corp. fe | |
| Pinnacle West Capital exc | |
| American Water Works. awk | |
| Atmos Energy Corporation ato | |

Electric relative to Algo 🌹

WestHarbor Summation

100% 24%

0% 6%

| | |
|--------------------------------|--|
| Pinnacle West Capital pnw | |
| Alliant Energy Corporation Int | |
| Eversource Energy es | |
| DTE Energy Company dte | |
| Edison International eix | |
| American Electric Power aep | |
| Pampa Energía S.A. pam | |
| Xcel Energy Inc. xel | |
| Global Utilities ETF jxi | |
| The Southern Company so | |
| Ameren Corporation aee | |
| WEC Energy Group, Inc. wec | |
| CMS Energy Corporation cms | |
| NextEra Energy, Inc. nee | |
| Duke Energy Corporation duk | |
| Consolidated Edison, Inc. ed | |
| PPL Corporation ppl | |

Telecom relative to Algo 🌹

WestHarbor Summation

100% 29%

14% 57%

| | |
|-----------------------------------|--|
| Lumen Technologies, Inc. lumn | |
| Telecom iyz | |
| Verizon Communications Inc. vz | |
| T-Mobile US, Inc. tmus | |
| AT&T Inc. t | |
| Comcast Corporation cmcsa | |
| Charter Communications, Inc. chtr | |

Pipelines relative to Algo 🌹

WestHarbor Summation

100% 9%

9% 0%

| | |
|---------------------------|--|
| TC Energy Corporation trp | |
| Pembina Pipeline pba | |
| Pipelines tpyy | |
| Williams Companies, wmb | |
| ONEOK, Inc. oke | |
| Enterprise Products epd | |
| Kinder Morgan, Inc. kmi | |
| Transportadora de Gas tgs | |
| Enbridge Inc. enb | |
| Energy Transfer LP et | |
| Antero Midstream am | |

