









Percent Equities Bettering Algo

Source: WH 400

							
7/1/25 to 10/3/25	7/1/25 to 12/30/25	7/1/25 to 4/2/26	7/1/25 to 7/3/26	4/3/26 to 7/3/26	5/19/26 to 7/3/26	10/3/25 to 7/3/26	10/3/25 to 7/3/26
10%	7%	6%	16%	75%	73%	28%	18%
90-days	180-days	270-days	365-days	90-days	45-days	WH Higher, highs	WH Lower, lows
7/3/26	see: "Weekly Observer" for individual securities						

