11/28/26

Observers' Edition

— not investment advice edition



space above for lease

# Weekly Observer, algo

"I'm not interested in why it's going up.
I'm interested in the fact that it is."

- Peter Lynch

Source: CFA #3514

# Overview

## DJ + 70 relative to Algo 5

WestHarbor Summation

72% 69% 87% 90%
81% 2% 20%

| | | |

# Currencies & Countries

## Currency relative to Algo 2

WestHarbor Summation

19% 19% 100% 93%

100% 0% 7%

| | | |
|---|---|---|
| China | cnyusd=x | |
| Singapore | sgdusd=x | |
| Malaysia | myrusd=x | |
| Australia | audusd=x | |
| Peru | penusd=x | |
| UK | gbpusd=x | |
| Japan | jpyusd=x | |
| Hong Kong | hkdusd=x | |
| Russia | rubusd=x | |
| Canada | cadusd=x | |
| India | inrusd=x | |
| Thailand | thbusd=x | |
| Switzerland | chfusd=x | |
| Philippines | phpusd=x | |
| Swedan | sekusd=x | |
| Belgium | eurusd=x | |
| France | eurusd=x | |
| Germany | eurusd=x | |
| Greece | eurusd=x | |
| Italy | eurusd=x | |
| Netherlands | eurusd=x | |
| New Zealand | nzdusd=x | |
| Spain | eurusd=x | |
| Taiwan | twdusd=x | |
| Mexico | mxnusd=x | |
| Argentina | arsusd=x | |
| Brazil | brlusd=x | |

## Countries relative to Algo 4

WestHarbor Summation

68% 57% 90% 75%

83% 3% 33%

| | | |
|---|---|---|
| Canada | ewc | |
| Switzerland | ewl | |
| Australia | ewa | |
| Belgium | ewk | |
| UK | ewu | |
| Mexico | eww | |
| S&P 500 T | spy | |
| Spain | ewp | |
| Hong Kong Index | ewh | |
| Sweden | ewd | |
| UAE | uae | |
| All World Ex US E | Veu | |
| Italy | ewi | |
| Netherlands Index | ewn | |
| Japan Index | ewj | |
| Singapore | Ews | |
| Germany | ewg | |
| Malaysia Index | ewm | |
| Africa Index | afk | |
| Brazil | ewz | |
| Greece | grek | |
| vol+ Peru and Global Ex | epu | |
| Poland | epol | |
| Thailand | thd | |
| Israel | eis | |
| New Zealand | enzl | |
| vol+ India | inda | |
| Kuwait | kwt | |
| Qatar | qat | |
| Saudi Arabia | ksa | |
| France | ewq | |
| China | fxi | |
| Vietnam | vnm | |
| vol+ Philippines | ephe | |
| Chile | ech | |
| South Korea | ewy | |
| Indonesia | eido | |
| vol− Taiwan | ewt | |
| vol+ Argentina | argt | |
| Turkey | tur | |

# Financial, Fixed Income & Int'l Bonds

## Finance relative to Algo 5

WestHarbor Summation

79% 75% 97% 100%

95% 0% 5%

| | |
|---|---|
| Visa Inc. | v |
| Nasdaq, Inc. | ndaq |
| FactSet Researc | fds |
| Extra Space Sto | exr |
| Arch Capital Gr | acgl |
| Public Storage | psa |
| Chubb Limited | cb |
| Simon Property | spg |
| Welltower Inc. | well |
| Mastercard Inco | ma |
| Ventas, Inc. | vtr |
| Cincinnati Fina | cinf |
| Intercontinenta | ice |
| Berkshire Hatha | brk-b |
| BlackRock, Inc. | blk |
| MSCI Inc. | msci |
| Prudential Fina | pru |
| JP Morgan Chase | jpm |
| Regions Financi | rf |
| CME Group Inc. | cme |
| Progressive Cor | pgr |
| Arthur J. Galla | ajg |
| American Intern | aig |
| W.R. Berkley Co | wrb |
| American Tower | amt |
| AFLAC Incorpora | afl |
| Loews Corporati | l |
| Regency Centers | reg |
| Willis Towers W | wtw |
| T. Rowe Price G | trow |
| Truist Financia | tfc |
| Essex Property | ess |
| The Hartford In | hig |
| Realty Income C | o |
| Raymond James F | rjf |
| MarketAxess Hol | mktx |
| UDR, Inc. | udr |
| Lincoln Nationa | lnc |
| Charles Schwab | schw |
| Moody's Corpora | mco |
| Prologis, Inc. | pld |
| Aon plc | aon |
| Newmont Corpora | nem |
| Zions Bancorpor | zion |
| Franklin Temple | ben |
| Northern Trust | ntrs |
| Equinix, Inc. | eqix |
| State Street Co | stt |
| The Bank of New | bny |
| Host Hotels & R | hst |
| Principal Finan | pfg |
| Citigroup, Inc. | c |
| MetLife, Inc. | met |
| Allstate Corpor | all |
| Assurant, Inc. | aiz |
| Ameriprise Fina | amp |
| The Travelers C | trv |
| U.S. Bancorp | usb |
| Fifth Third Ban | fitb |
| PNC Financial S | pnc |
| Globe Life Inc. | gl |
| Citizens Financ | cfg |
| M&T Bank Corpor | mtb |
| Invesco Ltd | ivz |
| Kimco Realty Co | kim |
| Federal Realty | frt |
| KeyCorp | key |
| Digital Realty | dlr |
| Cboe Global Mar | cboe |
| Iron Mountain I | irm |
| S&P Global Inc. | spgi |
| Wells Fargo & C | wfc |
| Huntington Banc | hban |
| Synchrony Finan | syf |
| Crown Castle In | cci |
| Brown & Brown, | bro |
| PayPal Holdings | pypl |
| American Expres | axp |
| BXP, Inc. | bxp |
| SBA Communicati | sbac |
| Camden Property | cpt |
| Mid-America Apa | maa |
| VICI Properties | vici |
| Alexandria Real | are |
| Capital One Fin | cof |
| CBRE Group Inc | cbre |
| CoStar Group, I | csgp |
| Morgan Stanley | ms |
| Weyerhaeuser Co | wy |
| Goldman Sachs G | gs |
| Bank of America | bac |

## Int'l Bonds relative to Algo 3

WestHarbor Summation

0% 0% 100% 100%

100% 0% 0%

| | |
|---|---|
| Int'l Aggregat | iagg |
| vol+ 1-3 Year Int'l | ishg |
| nv japan co ltd i | 236a.t |
| nv japan co ltd i | 2561.t |
| Total Int'l Bo | bndx |
| Int'l Tr | bwx |
| vol+ Emerging Mark | ebnd |
| Int'l Treasury | igov |
| Int'l High Yie | ihy |
| EM Local Cu | emlc |
| Int'l Co | ibnd |

## Fixed Income relative to Algo 3

WestHarbor Summation

0% 0% 100% 100%

100% 0% 0%

| | |
|---|---|
| Core U.S. Aggregate | shy |
| 1-3 Year Treasury | agg |
| 7-10 Year Treasury | ief |
| 20+ Year Treasury | iei |
| 25 Year Zero U.S. | jnk |
| Simplify High Yield ETF | lqd |
| Corporate | tlt |
| 3-7 Year Treasury | cdx |
| High Yield | zroz |

## Int'l Banks relative to Algo 4

WestHarbor Summation

82% 82% 95% 92%

92% 3% 11%

| | | |
|---|---|---|
| US | JPMorgan Chase | jpm |
| Australia | Medibank Privat | mpl.ax |
| Australia | Suncorp Group L | sun.ax |
| Australia | ANZ Group Holdi | anz.ax |
| Australia | Com' Bank of Au | cba.ax |
| Chile | Banco Santander | bsac |
| Chile | Banco de Chile | bch |
| China | China Construct | 0939.hk |
| China | I and C Bank of | 1398.hk |
| China | Bank of China L | 3988.hk |
| Ireland | Bank of Ireland | birg.ir |
| Italy | Intesa Sanpaolo | isp.mi |
| Spain | Banco de Sabade | sab.mc |
| Brazil | Itaú Unibanco H | itub |
| Peru | Credicorp Ltd. | bap |
| US | Citigroup Inc. | c |
| Canada | Canadian Imperi | cm.to |
| Canada | The Toronto-Dom | td.to |
| Canada | Bank of Montrea | bmo.to |
| Canada | National Bank o | na.to |
| Canada | Royal Bank of C | ry.to |
| Italy | Mediobanca Banc | mb.mi |
| Japan | Japan Post Hold | 6178.t |
| Japan | Mizuho Financia | 8411.t |
| Japan | Mitsubishi UFJ | 8306.t |
| Spain | CaixaBank, S.A. | cabk.mc |
| Argentina | BBV Argentaria | bbva.mc |
| Canada | The Bank of Nov | bns.to |
| Italy | UniCredit S.p.A | ucg.mi |
| Italy | Banco BPM S.p.A | bami.mi |
| Spain | Banco Santander | san.mc |
| Australia | Westpac Banking | wbc.ax |
| Australia | National Austra | nab.ax |
| Germany | Deutsche Bank A | db |
| Philippines | BDO Unibank, In | bdouy |
| Brazil | Banco Bradesco | bbd |
| US | Bank of America | bac |
| Brazil | Banco do Brasil | bdory |

## Tips relative to Algo 3

WestHarbor Summation

0% 0% 100% 100%

100% 0% 0%

| | |
|---|---|
| Short-Term Inf | vtip |
| U.S. TIPs ETF | schp |
| SPDR Portfolio | spip |
| TIPS Bond ETF | tip |
| 15 Year U.S. T | ltpz |

# Banks, Brokers, Coin, Insurance & REIT's

## Banks relative to Algo 5

WestHarbor Summation

71% 71% 86% 100%

86% 0% 14%

| | | |
|---|---|---|
| JP Morgan Chase | jpm | |
| The Bank of New | bny | |
| Citigroup, Inc. | c | |
| U.S. Bancorp | usb | |
| PNC Financial S | pnc | |
| Capital One Fin | cof | 秘 |
| Bank of America | bac | 秘 |

## Brokers relative to Algo 4

WestHarbor Summation

70% 60% 50% 90%

50% 10% 50%

| | | |
|---|---|---|
| Intercontinenta | ice | |
| CME Group Inc. | cme | |
| Charles Schwab | schw | |
| Interactive Bro | Ibkr | |
| iShares U.S. Br | iai | 秘 |
| Morgan Stanley | ms | |
| Goldman Sachs G | gs | 秘 |
| Sprott Inc. | sii | |
| Jefferies Finan | jef | 秘 |
| Robinhood Marke | hood | 秘 |

## REIT relative to Algo 5

WestHarbor Summation

67% 60% 93% 93%

93% 0% 7%

| | | |
|---|---|---|
| Public Storage | psa | |
| Simon Property | spg | |
| Welltower Inc. | well | |
| Cousins Propert | cuz | |
| Realty Income C | o | |
| Prologis, Inc. | pld | 秘 |
| Equinix, Inc. | eqix | |
| Cohen & Steers | cns | |
| SL Green Realty | slg | |
| Digital Realty | dlr | |
| Vornado Realty | vno | 秘 |
| BXP, Inc. | bxp | 秘 |
| Alexandria Real | are | 秘 |
| Douglas Emmett, | dei | 秘 |
| Hudson Pacific | hpp | 秘 |

## Regional Banks relative to Algo 5

WestHarbor Summation

91% 91% 100% 100%

100% 0% 0%

| | | |
|---|---|---|
| First Citizens | fcnca | |
| East West Banco | ewbc | |
| Regions Financi | rf | |
| Truist Financia | tfc | |
| Fifth Third Ban | fitb | |
| U.S. Bancorp | usb | |
| PNC Financial S | pnc | |
| M&T Bank Corpor | mtb | |
| Citizens Financ | cfg | |
| KeyCorp | Key | |
| Huntington Banc | hban | 秘 |

## BDC relative to Algo 3

WestHarbor Summation

20% 20% 90% 90%

90% 10% 10%

| | | |
|---|---|---|
| Capital Southwe | cswc | |
| Main Street Cap | main | |
| FS KKR Capital | fsk | 秘 |
| BlackRock TCP C | tcpc | 秘 |
| Ares Capital Co | arcc | 秘 |
| Golub Capital B | gbdc | 秘 |
| Blue Owl Capita | obdc | 秘 |
| Hercules Capita | htgc | 秘 |
| Sixth Street Sp | tslx | 秘 |
| TriplePoint Ven | tpvg | 秘 |

## Life Insurance relative to Algo 5

WestHarbor Summation

80% 80% 80% 80%

80% 10% 10%

| | | |
|---|---|---|
| Prudential Fina | pru | |
| Primerica, Inc. | pri | |
| Lincoln Nationa | lnc | |
| MetLife, Inc. | met | |
| Reinsurance Gro | rga | |
| Globe Life Inc. | gl | |
| Voya Financial, | voya | |
| Jackson Financi | jxn | |
| Brighthouse Fin | bhf | 秘 |

## PC Insurance relative to Algo 4

WestHarbor Summation

75% 63% 75% 88%

75% 13% 25%

| | | |
|---|---|---|
| Chubb Limited | cb | |
| Progressive Cor | pgr | |
| HCI Group, Inc. | hci | |
| The Hartford In | hig | |
| Investors Title | itic | 秘 |
| Allstate Corpor | all | |
| Goosehead Insur | gshd | 秘 |
| James River Gro | jrvr | 秘 |

## Coins relative to Algo 1

WestHarbor Summation

13% 13% 13% 13%

0% 50% 100%

| | | |
|---|---|---|
| Riot Platforms, | riot | |
| Bitcoin USD | btc-usd | 秘 |
| Grayscale Bitco | gbtc | 秘 |
| Ethereum USD | eth-usd | 秘 |
| MARA Holdings, | mara | 秘 |
| Strategy Inc | Mstr | 秘 |
| vol− AMTD Digital In | hkd | 秘 |
| Coinbase Global | coin | 秘 |

# Precious Metals & Royality

## Gold relative to Algo 1

WestHarbor Summation

42% 35% 42% 58%

19% 23% 84%

| | | |
|---|---|---|
| Newmont Corpora | nem | |
| Centerra Gold I | cgau | |
| Alkane Resource | alkef | |
| B2Gold Corp | btg | |
| Orezone Gold Co | orzcf | |
| Gold.com, Inc. | gold | |
| Iamgold Corpora | iag | |
| Agnico Eagle Mi | aem | |
| Lundin Gold Inc | lugdf | |
| K92 Mining Inc | kntnf | |
| Galiano Gold In | gau | |
| DPM Metals Inc. | dpmlf | |
| SSR Mining Inc. | ssrm | |
| Northern Star R | nesrf | |
| Heliostar Metal | hstxf | |
| EVOLUTION FPO [ | evn.ax | |
| SPDR Gold Share | gld | |
| Bellevue Gold, | belgf | |
| vol+ Barrick Mining | b | |
| Eldorado Gold C | ego | |
| Gold Fields Lim | gfi | |
| Artemis Gold In | argtf | |
| CAPRICORN METAL | crnlf | |
| Fortuna Mining | fsm | |
| THOR EXPLORATIO | thxpf | |
| Equinox Gold Co | eqx | |
| Alamos Gold Inc | agi | |
| Jaguar Mining I | jaggf | |
| Kinross Gold Co | kgc | |
| Asante Gold Cor | asgof | |
| vol− Genesis Mineral | gsisf | |

## Silver relative to Algo 1

WestHarbor Summation

31% 31% 23% 23%

23% 69% 85%

| | | |
|---|---|---|
| Wheaton Preciou | wpm | |
| AYA GOLD AND SI | aya.to | |
| Triple Flag Pre | tfpm | |
| GOGOLD RESOURCE | ggd.to | |
| Hycroft Mining | hymc | |
| vol+ Americas Gold a | usas | |
| PAN AMERICAN SI | paas.to | |
| Physical | pslv | |
| Hecla Mining Co | hl | |
| Endeavour Silve | exk | |
| Silvercorp Meta | svm | |
| First Majestic | ag | |
| Amplify Junior | silj | |

## Precious Metals relative to Algo 0

WestHarbor Summation

0% 0% 43% 7%

0% 50% 100%

| | | |
|---|---|---|
| vol+ SPDR Gold MiniShares Trust | gldm | |
| vol+ Merk Gold ETF | ounz | |
| vol+ Physical Gold Shares ETF | sgol | |
| vol+ Goldman Sachs Physical Gold ETF | aaau | |
| vol+ iShares Gold Trust Shares | iau | |
| SPDR Gold Shares | gld | |
| vol+ Gold Miners ETF | gdx | |
| vol+ Physical Precious Metals | gltr | |
| " Physical Silver Trust" | pslv | |
| Junior Gold Miners ETF | gdxj | |
| " Physical Gold and Silve | cef | |
| vol− Physical Silver Shares ET | sivr | |
| vol− iShares Silver Trust | slv | |
| vol− ProShares Ultra Silver | agq | |

## Royality relative to Algo 3

WestHarbor Summation

45% 45% 64% 59%

45% 18% 64%

| | | |
|---|---|---|
| Wheaton Preciou | wpm | |
| Royalty Pharma | rprx | |
| Royal Gold, Inc | rgld | |
| Franco-Nevada C | fnv | |
| Cross Timbers R | crt | |
| Permian Basin R | pbt | |
| Viper Energy, I | vnom | |
| OR Royalties In | or | |
| vol+ ECORA ROYALTIES | ecor.l | |
| Triple Flag Pre | tfpm | |
| vol+ Mesa Royalty Tr | mtr | |
| San Juan Basin | sjt | |
| DETERRA RE FPO | drr.ax | |
| Gold Royalty Co | groy | |
| Hugoton Royalty | hgtxu | |
| North European | nrt | |
| Sabine Royalty | sbr | |
| Royalty Managem | rmco | |
| vol+ Texas Pacific L | tpl | |
| Vox Royalty Cor | voxr | |
| Scully Royalty | srl | |
| Elemental Royal | ele | |

# Transportation

## Transpprtation relative to Algo 4

WestHarbor Summation

81% 81% 95% 90%

71% 5% 33%

| | | |
|---|---|---|
| Norfolk Souther | nsc | |
| United Parcel S | ups | |
| iShares U.S. Tr | iyt | |
| United Airlines | ual | |
| FedEx Corporati | fdx | |
| J.B. Hunt Trans | jbht | |
| Ryder System, I | r | |
| CSX Corporation | csx | |
| Delta Air Lines | dal | |
| Kirby Corporati | kex | |
| Southwest Airli | luv | |
| Union Pacific C | unp | |
| Expeditors Inte | expd | |
| Old Dominion Fr | odfl | |
| vol− Matson, Inc. | matx | |
| Landstar System | lstr | |
| Avis Budget Gro | car | |
| American Airlin | aal | |
| C.H. Robinson W | chrw | |
| Alaska Air Grou | alk | |
| JetBlue Airways | jblu | |

## Railroads relative to Algo 5

WestHarbor Summation

100% 100% 100% 100%

100% 0% 0%

| | | |
|---|---|---|
| Norfolk Souther | nsc | |
| CSX Corporation | csx | |
| Canadian Pacifi | cp | |
| Canadian Nation | cni | |
| Union Pacific C | unp | |

## Shippers, Tankers relative to Algo 4

WestHarbor Summation

100% 100% 92% 8%

100% 0% 92%

| | | |
|---|---|---|
| Scorpio Tankers | stng | |
| Tsakos Energy N | ten | |
| Okeanis Eco Tan | eco | |
| DHT Holdings, I | dht | |
| Frontline Plc | fro | |
| Teekay Tankers | tnk | |
| COSCO SHIP ENGY | 1138.hk | |
| TORM plc | trmd | |
| Nordic American | nat | |
| International S | insw | |
| Hafnia Limited | hafn | |
| Breakwave Tanke | bwet | |

## Shippers, Dry relative to Algo 4

WestHarbor Summation

90% 90% 100% 40%

90% 0% 60%

| | | |
|---|---|---|
| ZIM Integrated | zim | |
| Breakwave Dry B | bdry | |
| Safe Bulkers, I | sb | |
| Star Bulk Carri | sblk | |
| Danaos Corporat | dac | |
| Navios Maritime | nmm | |
| Diana Shipping | dsx | |
| Genco Shipping | gnk | |
| vol− Matson, Inc. | matx | |
| Costamare Inc. | cmre | |

## Airlines relative to Algo 5

WestHarbor Summation

57% 57% 86% 100%

71% 14% 29%

| | | |
|---|---|---|
| U.S. Global Jet | jets | |
| United Airlines | ual | |
| Delta Air Lines | dal | |
| Southwest Airli | luv | |
| American Airlin | aal | |
| Alaska Air Grou | alk | |
| JetBlue Airways | jblu | |

## Trucking LTL relative to Algo 5

WestHarbor Summation

100% 100% 88% 88%

38% 0% 63%

| | | |
|---|---|---|
| United Parcel S | ups | |
| ArcBest Corpora | arcb | |
| FedEx Corporati | fdx | |
| XPO, Inc. | xpo | |
| Knight-Swift Tr | knx | |
| Old Dominion Fr | odfl | |
| Saia, Inc. | saia | |
| TFI Internation | tfii | |

## Trucking TL relative to Algo 4

WestHarbor Summation

100% 100% 86% 71%

29% 0% 71%

| | | |
|---|---|---|
| J.B. Hunt Trans | jbht | |
| Ryder System, I | r | |
| Covenant Logist | cvlg | |
| Heartland Expre | htld | |
| Schneider Natio | sndr | |
| Landstar System | lstr | |
| Werner Enterpri | wern | |

## Intermediate Goods relative to Algo 4

WrenHarbor Summation

78% 67% 78% 72%
72% 6% 33%

vol+ Terex Corporati tex
API Group Corpo agg
Parker-Hannifin ph
Herc Holdings I hri
Ingersoll Rand ir
Vulcan Material vmc
Rockwell Automa rok
ATI Inc. ati
Clean Harbors, ch
Fastenal Compan fast
Linde plc lin
Applied Industr ait
Timken Company tkr
CRH PLC crh
Cognex Corporat cgnx
Caterpillar, In cat
Eaton Corporati eth
SPX Technologie spxc

## Heavy Machinery relative to Algo 5

WrenHarbor Summation

77% 77% 77% 77%
77% 8% 23%

vol+ Terex Corporati tex
vol+ Deere & Company de
Oshkosh Corpora osk
AGCO Corporatio agco
Sandvik AB sand.st
Epiroc AB ser. epi-a.st
Atlas Copco AB atco-a.st
Manitowoc Compa mtw
vol+ Metso Oyj metso.he
ORICA FPO [ORI] ori.ax
nv KOMATSU 6301.t
vol+ Hyster-Yale, In hy
Caterpillar, In cat

## Aerospace relative to Algo 2

WrenHarbor Summation

45% 27% 64% 64%
45% 27% 50%

RTX Corporation rtx
General Dynamic gd
Textron Inc. txt
Lockheed Martin lmt
Northrop Grumma noc
State Street SP ssr
L3Harris Techno lhx
Hexcel Corporat hxl
Boeing Company ba
Draganfly Inc. dpro
Velo3D, Inc. velo

## Drones relative to Algo 1

WrenHarbor Summation

14% 14% 0% 0%
0% 100% 100%

Unusual Machine umac
Red Cat Holding rcat
Ondas Inc onds
Draganfly Inc. dpro
AeroVironment, avav
Powerus Corpora pusa
AgEagle Aerial uava

## Builder relative to Algo 3

WrenHarbor Summation

39% 33% 89% 94%
78% 6% 22%

Toll Brothers, tol
Sherwin-William shw
PulteGroup, Inc phm
Home Depot, Inc hd
D.R. Horton, In dhi
Griffon Corpora gff
Trex Company, I trex
Rayonier Inc. R ryn
iShares U.S. Ho itb
Lowe's Companie low
NVR, Inc. nvr
iShares Global wood
Installed Build ibp
Lennar Corporat len
Weyerhaeuser Co wy
Builders FirstS bldr
Hovnanian Enter hov
JELD-WEN Holdin jeld

## Semiconductors relative to Algo 3

WrenHarbor Summation

90% 90% 43% 19%
10% 5% 90%

Texas Instrumen txn
Skyworks Soluti swks
NXP Semiconduc nxpi
ON Semiconducto on
QUALCOMM Incorp qcom
vol+ Analog Devices, ad
vol+ Advanced Micro amd
vol+ Taiwan Semicond tsm
Netlist, Inc. Nlst
ASML Holding N. asml
Applied Materia amat
Western Digital wdc
Lam Research Co lrcx
Intel Corporati intc
Marvell Technol mrvl
KLA Corporation klac
Broadcom Inc. avgo
Teradyne, Inc. ter
vol+ Micron Technolo mu
vol+ iShares PHLX SO soxx
vol+ NVIDIA Corporat nvda

## AI Vendors relative to Algo 0

WrenHarbor Summation

41% 38% 38% 7%
10% 38% 97%

Emerson Electri emr
Arista Networks anet
Johnson Control jci
Cisco Systems, csco
Quanta Services pwr
vol+ Advanced Micro amd
vol+ Taiwan Semicond tsm
GE Vernova Inc gev
Lam Research Co lrcx
NRG Energy, Inc nrg
Marvell Technol mrvl
KLA Corporation klac
Constellation E ceg
Broadcom Inc. avgo
Vistra Corp. vst
Vertiv Holdings vrt
vol+ NVIDIA Corporat nvda
Eaton Corporati eth
Amkor Technolog amkr
Modine Manufact mod
Keel Infrastruc keel
Applied Digital apld
CoreWeave, Inc. crwv
WhiteFiber, Inc wyfi
Core Scientific corz
CleanSpark, Inc. clsk
Cipher Digital cifr
IREN LIMITED iren
Nebius Group N. nbis

## Software relative to Algo 2

WrenHarbor Summation

33% 33% 53% 47%
47% 0% 67%

vol+ CrowdStrike Hol crwd
Microsoft Corpo msft
Synopsys, Inc. snps
Palo Alto Netwo panw
Workday, Inc. wday
SAP SE sap
Autodesk, Inc. adsk
Cadence Design cdns
Datadog, Inc. ddog
Adobe Inc. adbe
Atlassian Corpo team
Intuit Inc. intu
Salesforce, Inc. crm
ServiceNow, Inc now
Oracle Corporat orcl

## Electrical Equip relative to Algo 5

WrenHarbor Summation

83% 83% 61% 61%
33% 11% 67%

Emerson Electri emr
AMETEK, Inc. ame
Itron, Inc. itri
nv HITACHI 6501.t
Johnson Control jci
Honeywell Inter hon
Littelfuse, Inc flus
nv MITSUBISHI ELEC 6503.t
Quanta Services pwr
First Trust NAS grid
GE Vernova Inc gev
OSI Systems, In osis
ABB Ltd. abbny
Siemens Energy enr.de
Vicor Corporati vicr
vol- Prysmian S.P.A. prymy
SCHNEIDER ELECT su.pa
Eaton Corporati eth

## Robotics relative to Algo 3

WrenHarbor Summation

62% 56% 62% 35%
38% 29% 71%

Parker-Hannifin ph
Rockwell Automa rok
nv keyence corp 6861.t
siemens ag sie.de
nv sanko co ltd 6964.t
nv yamaha motor co 7272.t
Honeywell Inter hon
nv seiko epson cor 6724.t
Fidelity Disrup fbot
Zebra Technolog zbra
nv mitsubishi elec 6503.t
nv nachi-fujikoshi 6474.t
STMicroelectron stm
Ouster, Inc. oust
Hexagon AB ser. hexa-b.st
nv denso corp 6902.t
vol+ Symbotic Inc. sym
Intuitive Surgical, Inc. isrg
ROBO Global Rob robo
vol+ Global X Roboti botz
vol- Advanced Micro amd
Cognex Corporat cgnx
nv omron corp 6645.t
Unusual Machine umac
Teradyne, Inc. ter
nv nabtesco corp 6268.t
SCHNEIDER ELECT su.pa
nv yaskawa electri 6506.t
Ondas Inc onds
Palladyne AI Co pdyn
Richtech Roboti rr
Serve Robotics serv
AeroVironment, Inc. avav
vol- Ambarella, Inc. amba

## Packaging relative to Algo 5

WrenHarbor Summation

57% 57% 100% 100%
100% 0% 0%

Packaging Corpo pkg
Amcor plc amcr
Sonoco Products son
Smurfit WestRoc sw
vol+ Mondi Plc. mondy
Graphic Packagi gpk
International P ip

## pharmaceutical relative to Algo 5

WrenHarbor Summation

95% 95% 95% 95%
100% 0% 10%

vol+ BioMarin Pharma bmrn
Bausch Health C bhc
Thermo Fisher S tmo
Gilead Sciences gild
iShares Biotech ibb
Biogen Inc. biib
Pfizer, Inc. pfe
Regeneron Pharm regn
Perrigo Company prgo
Incyte Corporat incy
Royalty Pharma rprx
Alkermes plc alks
Jazz Pharmaceut jazz
nv Vertex Pharmace vrtx
Amgen Inc. amgn
iShares U.S. Ph ihe
Merck & Company mrk
Charles River L crl
Illumina, Inc. ilmn
Moderna, Inc. mrna
Stryker Corpora syk

## Oncology relative to Algo 5

WrenHarbor Summation

64% 55% 64% 64%
64% 18% 45%

AstraZeneca PLC azn
Enliven Therape elvn
Exelixis, Inc. exel
Guardant Health gh
Bristol-Myers S bmy
Merck & Company mrk
ARK Genomic Rev arkg
Inhibrx Bioscie inbx
Oric Pharmaceut oric
Summit Therapeu smmt
Oncolytics Biot oncy

## Ivermectin relative to Algo 5

WrenHarbor Summation

73% 73% 100% 100%
82% 0% 18%

Elanco Animal H elan
nv sun pharmaceuti sunpharma.ns
Dr. Reddy's Lab rdy
Viatris Inc. vtrs
Teva Pharmaceut teva
nv zydus lifescien zyduslife.ns
Merck & Company mrk
State Street SP xph
VIRBAC virp.pa
Zoetis Inc. zts
Phibro Animal H pahc

## Eye Glasses relative to Algo 0

WrenHarbor Summation

40% 40% 40% 20%
20% 40% 100%

QUALCOMM Incorp qcom
Meta Platforms, meta
Snap Inc. snap
EssilorLuxottic esloy
Kopin Corporati kopn
Himax Technolog himx
Corning Incorpo glw
Vuzix Corporati vuzi
Enovix Corporat envx
Microvision, In mvis

## Space relative to Algo 2

WrenHarbor Summation

63% 56% 50% 44%
38% 50% 69%

RTX Corporation rtx
Space Explorati spcx
Iridium Communi irdm
Lockheed Martin lmt
vol+ Procure Space E ufo
Firefly Aerospa fly
Northrop Grumma noc
Tesla, Inc. tsla
vol+ Sidus Space, In sidu
Redwire Corpora rdw
Intuitive Machi lunr
Rocket Lab Corp rklb
Voyager Technol voyg
AST SpaceMobile asts
Boeing Company ba
Planet Labs PBC pl

## Starlink Vendors relative to Algo 3

WrenHarbor Summation

78% 67% 67% 22%
11% 22% 100%

space explorati spcx
universal micro 3491.two
filtronic plc o ftc.l
stmicroelectron stm
vol+ wnc corporation 6285.tw
vol- advanced micro amd
compeq manufact 2313.tw
karman holdings krmn
chicony power t 6412.tw

## Photonics relative to Algo 3

WrenHarbor Summation

80% 80% 0% 10%
0% 50% 100%

Coherent Corp. cohr
AXT Inc axti
Aehr Test Syste aehr
Marvell Technol mrvl
Corning Incorpo glw
Lumentum Holdin lite
Applied Optoele aaoi
Ciena Corporati cien
Credo Technolog crdo
Lightwave Logic lwlg

Powered by Bitdeer

# Materials

## xlb relative to Algo 5

WestHarbor Summation

80% 70% 80% 80%

80% 10% 20%

| | | |
|---|---|---|
| Ecolab Inc. | ecl | |
| Air Products an | apd | |
| Sherwin-William | shw | |
| Vulcan Material | vmc | |
| Newmont Corpora | nem | |
| DuPont de Nemou | dd | |
| Linde plc | lin | |
| Martin Marietta | mlm | |
| Freeport-McMoRa | fcx | |
| Corteva, Inc. | ctva | |

## Commodities relative to Algo 4

WestHarbor Summation

64% 64% 79% 43%

71% 14% 57%

| | | |
|---|---|---|
| Soybean | soyb | |
| Sugar | cane | |
| Natural Gas | fcg | |
| Coal | coal | |
| Oil | bno | |
| Steel | slx | |
| Copper | cper | |
| vol− Uranium | sruuf | |
| Corn | corn | |
| Wood | wood | |
| Wheat | weat | |
| Gold | gld | |
| Silver | pslv | |
| Lithium | lit | |

## Copper relative to Algo 2

WestHarbor Summation

57% 57% 7% 0%

7% 57% 100%

| | | |
|---|---|---|
| United States C | cper | |
| vol+ Southern Copper | scco | |
| BHP Group Limit | Bhp | |
| TECK RESOURCES | teck-b.to | |
| GLENCORE PLC OR | glen.l | |
| Rio Tinto Plc | Rio | |
| Freeport-McMoRa | Fcx | |
| Hudbay Minerals | hbm | |
| vol+ Zijin Mining Gr | zijmf | |
| FIRST QUANTUM M | fm.to | |
| VALE S.A. | vale | |
| Sprott Junior C | copj | |
| ANTOFAGASTA PLC | anto.l | |
| LUNDIN MINING C | lun.to | |

## Uranium relative to Algo 1

WestHarbor Summation

21% 21% 14% 14%

14% 79% 86%

| | | |
|---|---|---|
| Fluor Corporati | FLR | |
| vol− Sprott Physical | sruuf | |
| GE Vernova Inc. | GEV | |
| Cameco Corporat | ccj | |
| Energy Fuels In | uuuu | |
| ASP Isotopes In | aspi | |
| Uranium Energy | uec | |
| Sprott Uranium | urnm | |
| Oklo Inc. | oklo | |
| NuScale Power C | smr | |
| Nano Nuclear En | nne | |
| Centrus Energy | leu | |
| BWX Technologie | bwxt | |
| Denison Mines C | dnn | |

## Miners relative to Algo 1

WestHarbor Summation

14% 0% 7% 14%

0% 86% 100%

| | | |
|---|---|---|
| vol+ Gold Miners ETF | sgdm | |
| vol+ Copper Miners ETF | copp | |
| vol+ Gold Miners ETF | gdx | |
| vol+ Junior Gold Miners ETF | sgdj | |
| vol+ Critical Materials ETF | setm | |
| vol+ Silver | slvp | |
| Junior Copper Miners ETF | copj | |
| Junior Gold Miners ETF | gdxj | |
| Lithium Miners ETF | litp | |
| Nickel Miners ETF | nikl | |
| Junior Uranium Miners ET | urnj | |
| Uranium Miners ETF | urnm | |
| Copper Miners ETF | copx | |
| Silver Miners ETF | sil | |

## Metal Recycle relative to Algo 3

WestHarbor Summation

50% 50% 38% 38%

25% 38% 75%

| | | |
|---|---|---|
| SIMS METAL FPO | sgm.ax | |
| Asahi Group Hol | asbrf | |
| JOHNSON MATTHEY | jmat.l | |
| Glencore Plc | glncy | |
| Umicore SA | umicy | |
| Aurubis Ag | alagy | |
| vol+ D/B/A Sibanye-S | sbsw | |
| vol+ Boliden AB | bdnny | |

## Steel relative to Algo 5

WestHarbor Summation

70% 70% 80% 80%

60% 10% 50%

| | | |
|---|---|---|
| Tenaris S.A. | ts | |
| Reliance, Inc. | rs | |
| Steel Dynamics, | stld | |
| Nucor Corporati | nue | |
| Ternium S.A. Te | tx | |
| VanEck Steel ET | slx | |
| Cleveland-Cliff | clf | |
| Arcelor Mittal | mt | |
| Commercial Meta | cmc | |
| POSCO Holdings | pkx | |

## Plastic Recycle relative to Algo 4

WestHarbor Summation

67% 67% 67% 67%

67% 33% 33%

| | | |
|---|---|---|
| Waste Managemen | wm | |
| Republic Servic | rsg | |
| AptarGroup, Inc | atr | |
| Trex Company, I | trex | |
| PureCycle Techn | pct | |
| vol− Loop Industries | loop | |

## Chemicals relative to Algo 5

WestHarbor Summation

75% 75% 75% 83%

67% 25% 33%

| | | |
|---|---|---|
| Ecolab Inc. | ecl | |
| Air Products an | apd | |
| Sherwin-William | shw | |
| L'Air Liquide S | aiquy | |
| Kronos Worldwid | kro | |
| LyondellBasell | lyb | |
| DuPont de Nemou | dd | |
| Linde plc | lin | |
| Eastman Chemica | emn | |
| Albemarle Corpo | alb | |
| Corteva, Inc. | ctva | |
| Chemours Compan | cc | |

## Agriculture relative to Algo 4

WestHarbor Summation

52% 52% 62% 52%

43% 19% 62%

| | | |
|---|---|---|
| vol+ Deere & Company | de | |
| Tyson Foods, In | tsn | |
| VanEck Agribusi | moo | |
| Scotts Miracle- | smg | |
| Bayer A.G. | bayry | |
| CF Industries H | cf | |
| Nutrien Ltd. | ntr | |
| vol+ Compass Mineral | cmp | |
| Archer-Daniels- | adm | |
| Intrepid Potash | ipi | |
| Mosaic Company | mos | |
| Darling Ingredi | dar | |
| Zoetis Inc. | zts | |
| Arcos Dorados H | Arco | |
| Bunge Limited | bg | |
| ICL Group Ltd. | icl | |
| Cresud S.A.C.I. | cresy | |
| Sociedad Quimic | sqm | |
| Corteva, Inc. | ctva | |
| FMC Corporation | fmc | |
| Bioceres Crop S | biox | |

## Critical Materials relative to Algo 1

WestHarbor Summation

4% 4% 4% 4%

4% 92% 96%

| | | |
|---|---|---|
| Rare Element Re | reemf | |
| Talon Metals Co | tloff | |
| EnerSys | ens | |
| Sociedad Quimic | sqm | |
| PLSGROUP FPO [P | pls.ax | |
| Albemarle Corpo | alb | |
| VanEck Rare Ear | remx | |
| Energy Fuels In | uuuu | |
| United States A | uamy | |
| IperionX Limite | ipx | |
| LIONTOWN FPO [L | ltr.ax | |
| Amprius Technol | ampx | |
| Critical Metals | crml | |
| Sigma Lithium C | sgml | |
| FMC Corporation | fmc | |
| NioCorp Develop | nb | |
| MP Materials Co | mp | |
| Electra Battery | elbm | |
| Lithium America | lac | |
| Ucore Rare Meta | uuraf | |
| Graphite One In | gphof | |
| USA Rare Earth, | usar | |
| Lithium Argenti | lar | |
| Tronox Holdings | trox | |

## Aluminum relative to Algo 2

WestHarbor Summation

63% 63% 0% 13%

0% 50% 100%

| | | |
|---|---|---|
| vol+ South32 Ltd. | souhy | |
| Constellium SE | cstm | |
| Rio Tinto Plc | rio | |
| Kaiser Aluminum | kalu | |
| Century Aluminu | cenx | |
| Alcoa Corporati | aa | |
| Aluminum Corpor | almmf | |
| China Hongqiao | chhqy | |

# Consumer

## Consumer relative to Algo 5

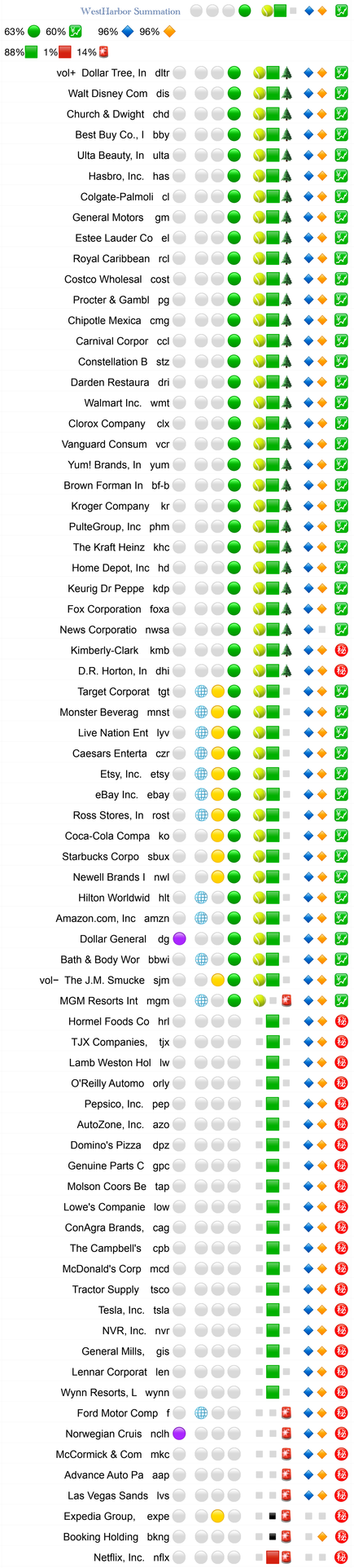


## Restaurants relative to Algo 4




## Retail Stores relative to Algo 5

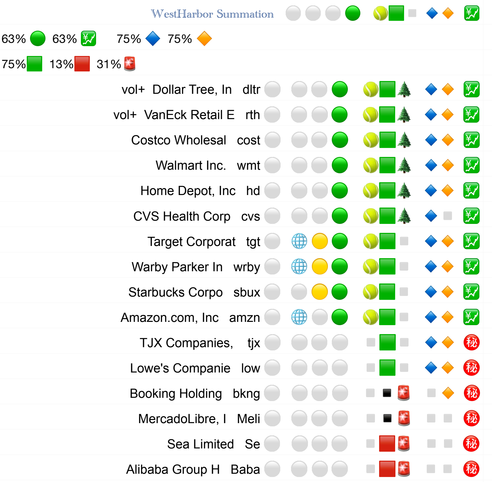


## Autos relative to Algo 3

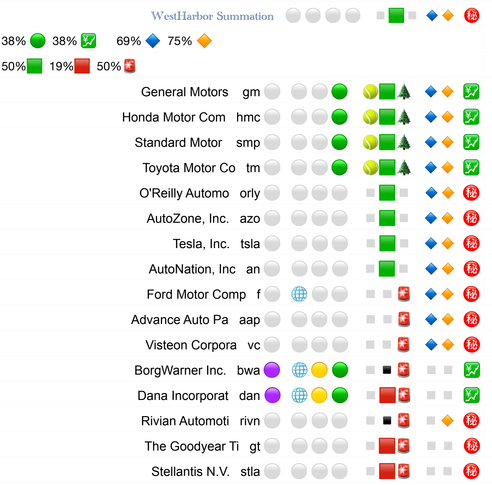


## Grocery relative to Algo 3

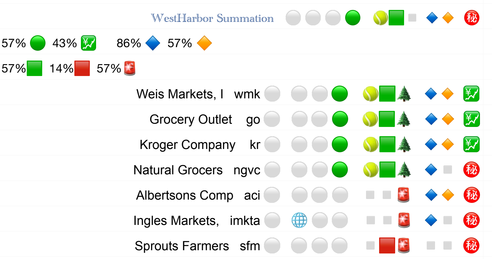


## Gambling relative to Algo 3

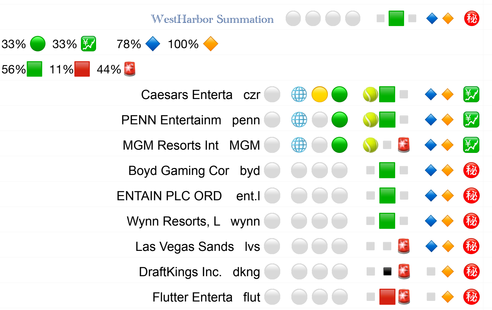

# Utilities

## Utilities relative to Algo 4

WestHarbor Summation

69% 44% 100% 94%

94% 0% 6%

| | | |
|---|---|---|
| American Water | awk | |
| Dominion Energy | d | |
| Duke Energy Cor | duk | |
| American Electr | aep | |
| Southern Compan | so | |
| Consolidated Ed | ed | |
| FirstEnergy Cor | fe | |
| Exelon Corporat | exc | |
| NextEra Energy, | nee | |
| Xcel Energy Inc | xel | |
| Edison Internat | eix | |
| State Street Ut | xlu | |
| Atmos Energy Co | ato | |
| Public Service | peg | |
| DBA Sempra | sre | |
| Vistra Corp. | vst | |

## Telecom relative to Algo 3

WestHarbor Summation

43% 43% 86% 86%

71% 14% 29%

| | | |
|---|---|---|
| Comcast Corpora | cmcsa | |
| Verizon Communi | vz | |
| iShares U.S. Te | iyz | |
| T-Mobile US, In | tmus | |
| AT&T Inc. | t | |
| Charter Communi | chtr | |
| Lumen Technolog | lumn | |

## Electric relative to Algo 5

WestHarbor Summation

82% 71% 94% 94%

94% 0% 6%

| | | |
|---|---|---|
| Pinnacle West C | pnw | |
| Alliant Energy | lnt | |
| Ameren Corporat | aee | |
| WEC Energy Grou | wec | |
| Duke Energy Cor | duk | |
| American Electr | aep | |
| iShares Global | jxi | |
| DTE Energy Comp | dte | |
| Eversource Ener | es | |
| Southern Compan | so | |
| Consolidated Ed | ed | |
| NextEra Energy, | nee | |
| Xcel Energy Inc | xel | |
| Edison Internat | eix | |
| CMS Energy Corp | cms | |
| PPL Corporation | ppl | |
| Pampa Energia S | pam | |

## Electric Transmission relative to Algo 2

WestHarbor Summation

67% 56% 33% 22%

11% 33% 89%

| | | |
|---|---|---|
| Hubbell Inc | hubb | |
| Powell Industri | powl | |
| Quanta Services | pwr | |
| GE Vernova Inc. | gev | |
| nVent Electric | nvt | |
| Vertiv Holdings | vrt | |
| Eaton Corporati | etn | |
| Sterling Infras | strl | |
| MasTec, Inc. | mtz | |

## Electric Storage relative to Algo 1

WestHarbor Summation

30% 20% 60% 50%

30% 30% 70%

| | | |
|---|---|---|
| The AES Corpora | aes | |
| NextEra Energy, | nee | |
| Generac Holdlin | gnrc | |
| Tesla, Inc. | tsla | |
| Energy Vault Ho | nrgv | |
| Vistra Corp. | vst | |
| vol+ Fluence Energy, | flnc | |
| vol+ Stem, Inc. | stem | |
| EnerSys | ens | |
| Eos Energy Ente | eose | |

## Pipelines relative to Algo 5

WestHarbor Summation

82% 82% 91% 91%

82% 9% 18%

| | | |
|---|---|---|
| Enterprise Prod | epd | |
| Energy Transfer | et | |
| Antero Midstrea | am | |
| ONEOK, Inc. | oke | |
| Pembina Pipelin | pba | |
| TC Energy Corpo | trp | |
| Tortoise North | tpyp | |
| Kinder Morgan, | kmi | |
| Williams Compan | wmb | |
| Enbridge Inc | enb | |
| Transportadora | tgs | |

# Energy

## Fossel Energy + relative to Algo 4




## Oil Service relative to Algo 4

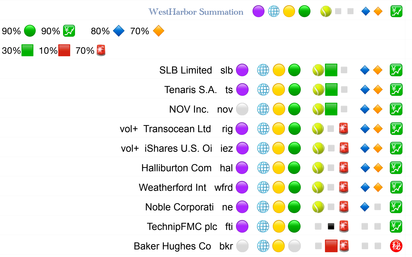


## Oil Px relative to Algo 4

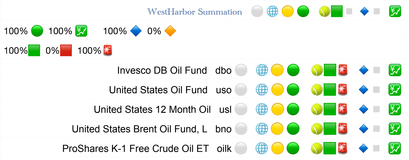


## Oil Refineries relative to Algo 4




## Nat Gas Producers relative to Algo 3

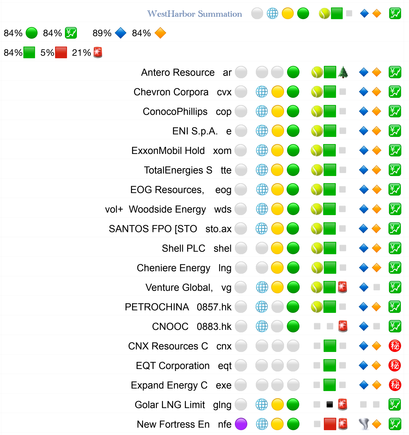


## Oil Rigs relative to Algo 4




## LNG Equip relative to Algo 4




## Solar relative to Algo 2




## Coal relative to Algo 4




## Battery & Storage relative to Algo 0

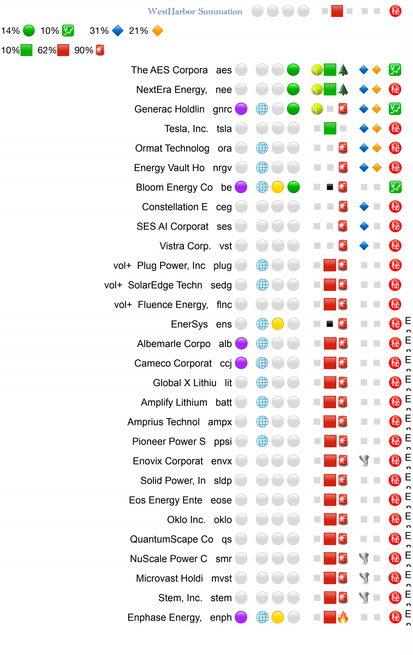


## Oil Major relative to Algo 4




## Hydrogen relative to Algo 2

